



encore

Paycode Mass Update 18.2

Build Notes

ENCORE BUSINESS SOLUTIONS

www.encorebusiness.com | twitter.com/encorebusiness.com | encore@encorebusiness.com

Microsoft
Partner

Gold Enterprise Resource Planning
Gold Application Development
Gold Cloud Platform
Gold Cloud Productivity
Silver Datacenter
Silver Small and Midmarket Cloud Solutions
Silver Cloud Customer Relationship Management

Copyright

Build Notes copyright © 2020 Encore Business Solutions, Inc. Printed in Canada. All rights reserved.

Your right to copy this documentation is limited by copyright law and the terms of the software license agreement. As the software licensee, you may make a reasonable number of copies or printouts for your own use. Making unauthorized copies, adaptations, compilations, or derivative works for commercial distribution is prohibited and constitutes a punishable violation of the law.

Trademarks

Microsoft, Microsoft Excel®, Microsoft Dynamics® GP and Microsoft Dynamics® GP, are either registered trademarks or trademarks of Microsoft Corporation or its affiliates in the United States and/or other countries. The names of actual companies and products mentioned herein may be trademarks or registered marks - in the United States and/or other countries - of their respective owners. The names of companies, products, people and/or data used in window illustrations and sample output are fictitious and are in no way intended to represent any real individual, company, product, or event, unless otherwise noted.

Warranty disclaimer

Encore Business Solutions Inc. disclaims any warranty regarding the sample code contained in this documentation, including the warranties of merchantability and fitness for a particular purpose.

Limitation of liability

The content of these build notes are furnished for informational use only, is subject to change without notice, and should not be construed as a commitment by Encore Business Solutions Inc. Encore Business Solutions Inc. assumes no responsibility or liability for any errors or inaccuracies that may appear in this Build notes. Neither Encore Business Solutions Inc. nor anyone else who has been involved in the creation, production, or delivery of this documentation shall be liable for any indirect, incidental, special, exemplary or consequential damages, including but not limited to any loss of anticipated profit or benefits, resulting from the use of this documentation or sample code.

License agreement

Use of this product is covered by a license agreement provided by Encore Business Solutions Inc. If you have any questions, please call our office at 204.989.4330 or toll free 888.898.4330 (North America only).

Publication Date

July, 2020

Table of Contents

<u>Build 18.220 – July 29, 2020</u>	<u>4</u>
<u>Build 18.201 – Dec 06, 2019</u>	<u>8</u>
<u>Additional Product Support Resources</u>	<u>9</u>

Build 18.220 – July 29, 2020

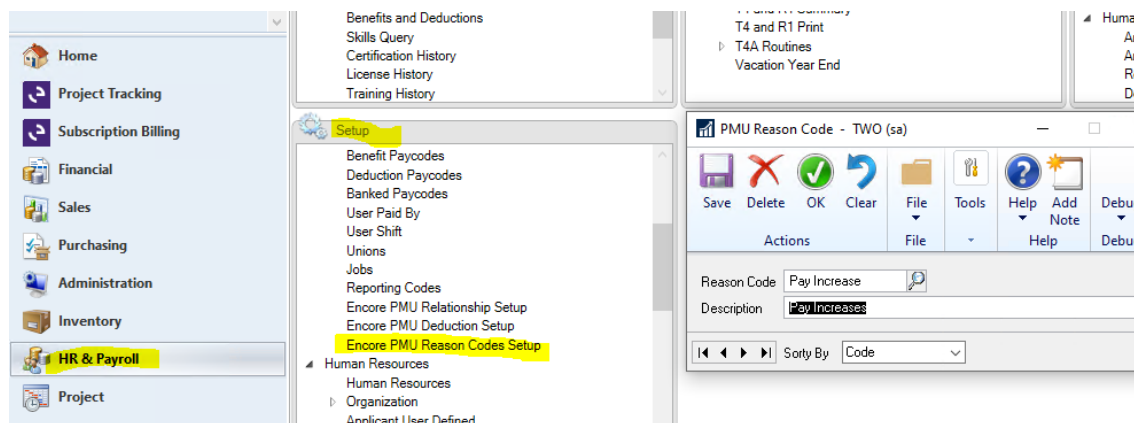
New PMU Pay Rate History

1. New Paycode Mass Update Pay rate History.

This is a new feature added to Paycode Mass update that will allow the user to generate records automatically when updating paycodes using the PMU utility window. By default this feature is not enabled and will not create records for previously updated paycodes.

Users can also pre-define Reason code that can be used when updating the Paycode. For initial setup should you require a reason code to be used first setup the Reason code which is accessible in Microsoft Dynamics GP >> Tools >> Setup >> Encore PayCode Mass Update >> Encore PMU Reason Code Setup.

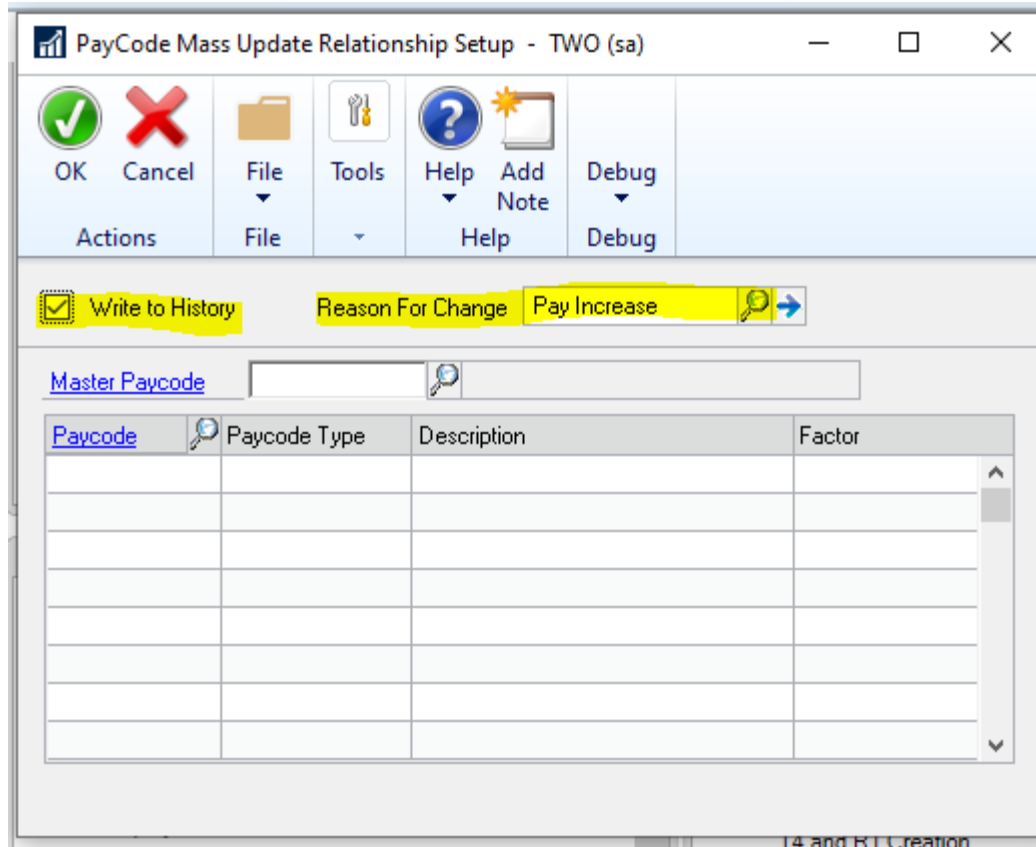
Once open enter in a new Reason Code ID and description. You can have more than one Reason Code setup.



Once the Reason code is setup you can enable this feature to Write to history for Income and / or Deduction Paycode updates.

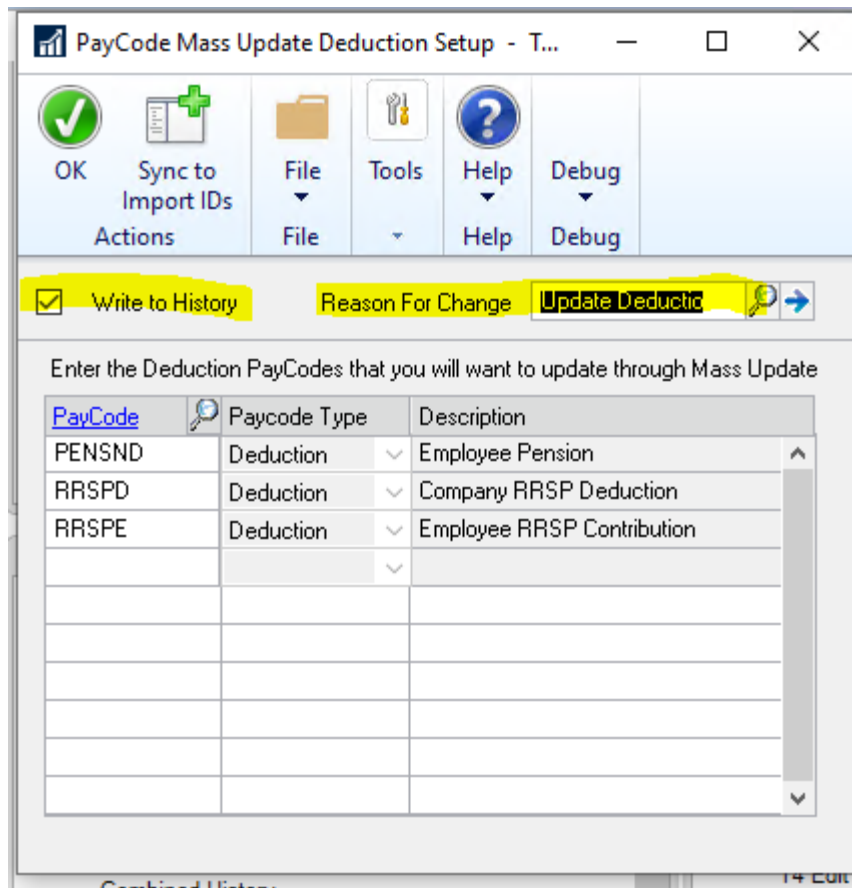
To enable for Income, open the PayCode Mass Update Relationship Setup window. (Microsoft Dynamics GP >> Tools >> Setup >> Encore PayCode Mass Update >> Encore PMU Relationship Setup)

Once open check the option Write to History. Optional to set a default Reason Code when using the Utility window set the Default Reason Code in this window. Select OK to confirm your changes.

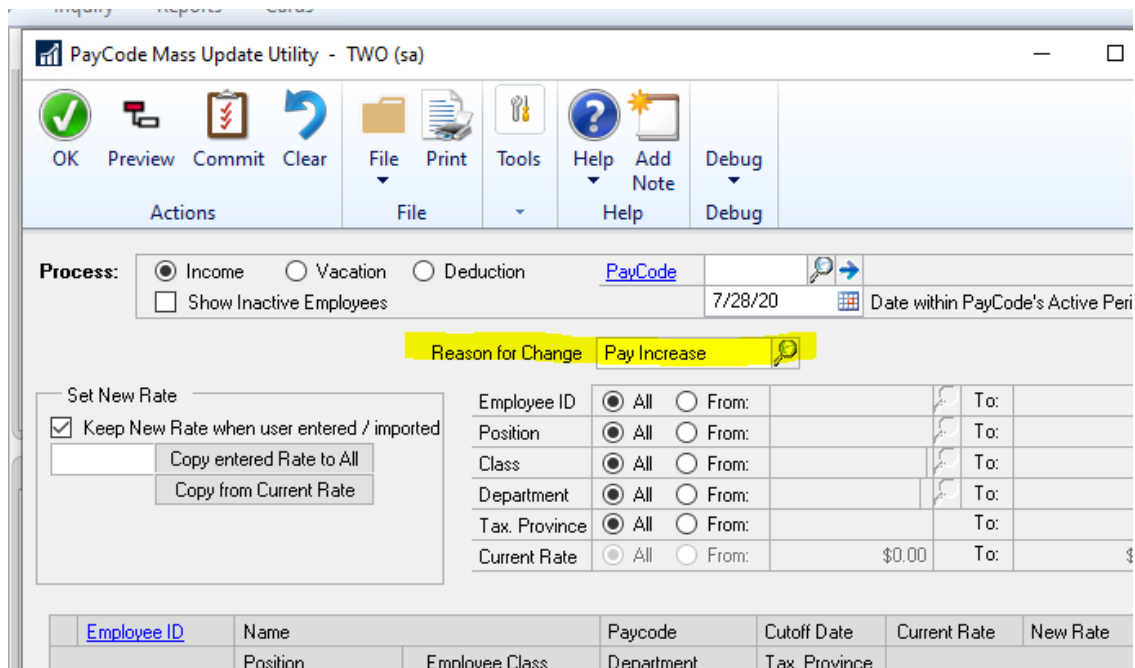


To enable this option for Deduction paycodes open the Encore PMU Deduction Setup. (Microsoft Dynamics GP >> Tools >> Setup >> Encore PayCode Mass Update >> Encore PMU Deduction setup)

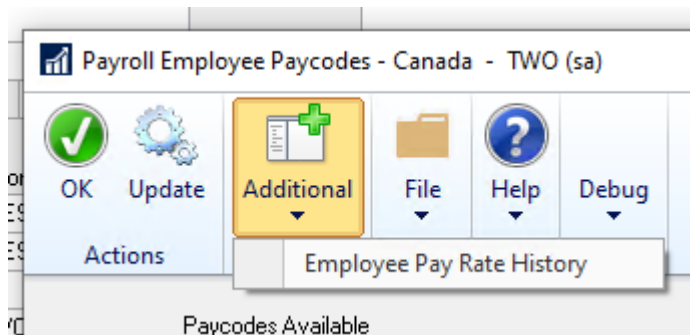
Once open check the option Write to History. Optional to set a default Reason Code when using the Utility window set the Default Reason Code in this window. Select OK to confirm your changes.



Once The feature is turned on the section reason for Change will Appear when opening the PayCode Mass Update Utility for the Process of Income / Deduction. It will default the Reason for Change value from the Setup windows.



After you process your Next update when the feature is enabled it will write the update to a Historical record. You can review the records written by accessing the Employee card (cards >> Payroll – Canada >> Employee) Select the employee you wish to review. Then select the Paycode button to open the Payroll Employee Paycodes. Once open select the Additional menu and Employee Pay rate History option.



This will list all the paycodes that were written to history when updating the rates using Paycode Mass update Utility. The records will be listed in order by Paycode. They will list the Type of Paycode it is. If the Paycode that was updated had a Start date then it will indicate its Start Date. It will also list the Paycodes Original Amount and New Amount it was changed to. It will list the Date the Paycode was updated along with the user ID that updated the Paycode. If a Reason Code was set during the update it will list the Reason Code.

[illegible]

Build 18.201 – Dec 06, 2019

Enhancements

- 1. Initial Product Release of Paycode Mass Update for GP18.2. Build based on Build 18.003 for GP2018.**

Additional Product Support Resources

Access the latest Product Builds: <http://www.encorebusiness.com/solutions/#microsoft-dynamics-add-ons>

Request registration keys: regkeys@encorebusiness.com

Visit our Advanced SmartList product page [here](#) on our website to access:

- User Manuals, click on the Resources Option
- Product demos, click on the Resources Option

Product Support:

Email: Support@encorebusiness.com

Phone: 1.888.898.4330

Online submission form: <http://www.encorebusiness.com/support/encore-apps/>

Support Request Tip:

To assist in expediting the review of any issues please ensure that the following information is provided with a support request:

- What product is the support inquiry for?
- What Version of GP is used?
- What is the build number installed for the product?
- (this can be found by logging into GP as SA and going to Microsoft Dynamics GP > Tools > support > system > Encore product registration Once there locate the product from the list and the Build number would be listed on the right hand side under Version)