



encore

Auto / Account Reconciler 2016

Build Notes

ENCORE BUSINESS SOLUTIONS

www.encorebusiness.com | twitter.com/encorebusiness.com | encore@encorebusiness.com

**Microsoft
Partner**

Gold Enterprise Resource Planning
Gold Application Development
Gold Cloud Platform
Gold Cloud Productivity
Silver Datacenter
Silver Small and Midmarket Cloud Solutions
Silver Cloud Customer Relationship Management

Copyright

Build Notes copyright © 2021 Encore Business Solutions, Inc. Printed in Canada. All rights reserved.

Your right to copy this documentation is limited by copyright law and the terms of the software license agreement. As the software licensee, you may make a reasonable number of copies or printouts for your own use. Making unauthorized copies, adaptations, compilations, or derivative works for commercial distribution is prohibited and constitutes a punishable violation of the law.

Trademarks

Microsoft, Microsoft Excel®, Microsoft Dynamics® GP and Microsoft Dynamics® GP, are either registered trademarks or trademarks of Microsoft Corporation or its affiliates in the United States and/or other countries. The names of actual companies and products mentioned herein may be trademarks or registered marks - in the United States and/or other countries - of their respective owners. The names of companies, products, people and/or data used in window illustrations and sample output are fictitious and are in no way intended to represent any real individual, company, product, or event, unless otherwise noted.

Warranty disclaimer

Encore Business Solutions Inc. disclaims any warranty regarding the sample code contained in this documentation, including the warranties of merchantability and fitness for a particular purpose.

Limitation of liability

The content of these build notes are furnished for informational use only, is subject to change without notice, and should not be construed as a commitment by Encore Business Solutions Inc. Encore Business Solutions Inc. assumes no responsibility or liability for any errors or inaccuracies that may appear in this Build notes. Neither Encore Business Solutions Inc. nor anyone else who has been involved in the creation, production, or delivery of this documentation shall be liable for any indirect, incidental, special, exemplary or consequential damages, including but not limited to any loss of anticipated profit or benefits, resulting from the use of this documentation or sample code.

License agreement

Use of this product is covered by a license agreement provided by Encore Business Solutions Inc. If you have any questions, please call our office at 204.989.4330 or toll free 888.898.4330 (North America only).

Publication Date

June, 2021

Table of Contents

<u>Build 16.039 – May 07, 2021</u>	<u>5</u>
<u>Build 16.038 – March 26, 2021</u>	<u>5</u>
<u>Build 16.037 – Feb 18, 2021</u>	<u>5</u>
<u>Build 16.036 – Jan 05, 2021</u>	<u>6</u>
<u>Build 16.035 – Oct 01, 2020.....</u>	<u>7</u>
<u>Build 16.034 – Sept 25, 2020.....</u>	<u>7</u>
<u>Build 16.033 – Sept 4, 2020.....</u>	<u>7</u>
<u>Build 16.032 – June 8, 2020</u>	<u>16</u>
<u>Build 16.031 – Mar 5, 2020</u>	<u>16</u>
<u>Build 16.030 – Nov 01, 2019.....</u>	<u>19</u>
<u>Build 16.029 – Sept 30, 2019.....</u>	<u>23</u>
<u>Build 16.028 – Aug 23, 2019.....</u>	<u>24</u>
<u>Build 16.026 – June 10, 2019</u>	<u>24</u>
<u>Build 16.025 – April 30, 2019</u>	<u>27</u>
<u>Build 16.024 – April 05, 2019</u>	<u>28</u>
<u>Build 16.023 – Mar 13, 2019</u>	<u>29</u>
<u>Build 16.022 – Jan 01, 2019</u>	<u>30</u>
<u>Build 16.021 – Oct 24, 2018.....</u>	<u>31</u>
<u>Build 16.020 – Sept 11, 2018.....</u>	<u>37</u>
<u>Build 16.019 – Aug 02, 2018.....</u>	<u>37</u>
<u>Build 16.018 – May 01, 2018.....</u>	<u>38</u>
<u>Build 16.017 – Mar 09, 2018</u>	<u>39</u>
<u>Build 16.016 – Jan 08, 2017</u>	<u>41</u>
<u>Build 16.015 – Dec 22, 2017</u>	<u>41</u>
<u>Build 16.014 – Nov 27, 2017.....</u>	<u>41</u>
<u>Build 16.013 – Oct 05, 2017.....</u>	<u>49</u>
<u>Build 16.012 – Sept 15, 2017.....</u>	<u>50</u>
<u>Build 16.011 – July 18, 2017</u>	<u>51</u>
<u>Build 16.010 – June 08, 2017</u>	<u>51</u>
<u>Build 16.009 – April 24, 2017</u>	<u>51</u>
<u>Build 16.008 – Feb 24, 2017</u>	<u>53</u>

<u>Build 16.007 – Dec 22, 2016</u>	<u>57</u>
<u>Build 16.006 – Nov 29, 2016</u>	<u>58</u>
<u>Build 16.005 – Sept 16, 2016</u>	<u>58</u>
<u>Build 16.004 – Sept 12, 2016</u>	<u>59</u>
<u>Build 16.003 – Aug 22, 2016</u>	<u>60</u>
<u>Build 16.002 – Aug 03, 2016</u>	<u>60</u>
<u>Build 16.001 – June 24, 2015</u>	<u>61</u>
<u>Additional Product Support Resources</u>	<u>62</u>

Build 16.039 – May 07, 2021

Account Reconciler Window Combine Entry Updates

1. Resolved issues with Combine Entry of Deposits for same doc numbering scheme.

Issue was observed that if the same numbering scheme was used across subledgers that when the transaction was added to the deposit slip the combine entry was picking up the other subledger. This issue is now resolved.

Open Table Synchronization Updates

1. Resolved issues with duplicate PMTRX being pulled into Account Reconciler window.

This issue occurred when both a Check and Cash payment made directly on the Payment Transaction. This results in both payments being combined to a single distribution row for the payment transaction subledger but 2 distinctly different document numbers. As such Account reconciler saw it as 2 separate payments instead of a single payment distribution row. This issue is now resolved.

Build 16.038 – March 26, 2021

Account Reconciler Window Updates

1. Resolved issues with SQL error loading records into the Account Reconciler window.

Issue was observed if users had more than 4 segments in their chart of accounts. Issue caused by coding error with segments hard coded to 4 segments. Issue is now resolved.

2. Fixed problem with Cleared date field on Account reconciler window not visible on form.

Visible issue only on Account reconciler window where the calendar icon was missing, and field appeared greyed out. This issue is now resolved.

Build 16.037 – Feb 18, 2021

Account Reconciler Window Updates

1. Resolved issues with Combine Entry of Deposits for AP vouchers with payments made directly on the Voucher.

Issue was observed that if the AP Voucher contained a payment made directly on the Voucher and then the payment added to a deposits slip resulted in the payment appearing as both part of the deposit slip and not part of the deposit slip in the Account Reconciler window. This issue is now resolved.

Open Table Synchronization Updates

2. Improved Doc Number Filter to work for Combined Documents Document number.

The Doc Number filter was not originally designed to filter Combined records. With this update Should the user have Combined Entry option set to Deposits or By Audit

then Combine Entry will now allow the user to filter by the Combined Document number listed.

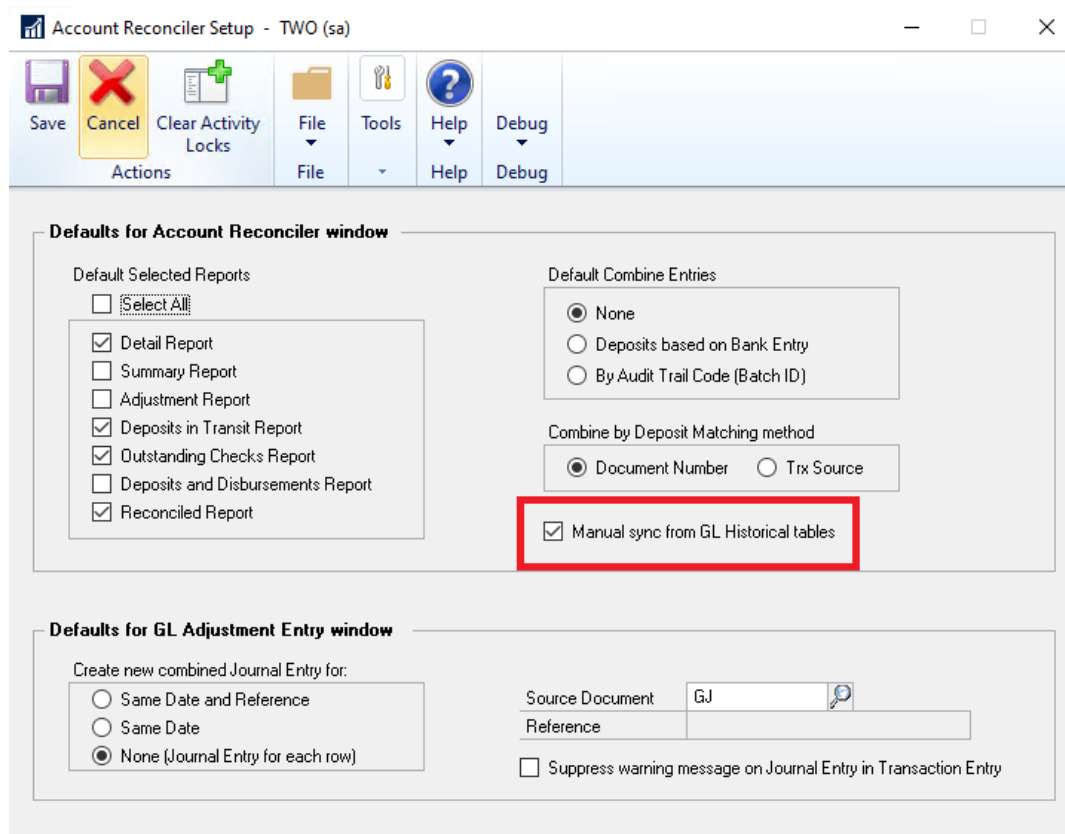
This update also resolved errors that would display should the user Filter By a Doc Number while in Combine Entry of Deposits.

Build 16.036 – Jan 05, 2021

Account Reconciler Setup Window Updates

1. New Option added to disable historical Record Check.

New Setup option added to Account Reconciler setup to enable Manual synchronization from Historical GL. With this option enabled when a user accesses a checkbook in Account Reconciler it will not kick off the synchronization code to check for new transactions in GL30000 table which would improve processing time in loading records into the window. Users can still manually Synchronize the historical table by selecting the option Sync From Historical GL in the Account Reconciler window.



The screenshot shows the 'Account Reconciler Setup - TWO (sa)' window. The 'Default Selected Reports' section includes checkboxes for 'Detail Report', 'Summary Report', 'Adjustment Report', 'Deposits in Transit Report', 'Outstanding Checks Report', 'Deposits and Disbursements Report', and 'Reconciled Report'. The 'Default Combine Entries' section has radio buttons for 'None', 'Deposits based on Bank Entry', and 'By Audit Trail Code (Batch ID)'. The 'Combine by Deposit Matching method' section has radio buttons for 'Document Number' and 'Trx Source'. The 'Manual sync from GL Historical tables' checkbox is checked and highlighted with a red box. The 'Defaults for GL Adjustment Entry window' section includes radio buttons for 'Same Date and Reference', 'Same Date', and 'None (Journal Entry for each row)'. The 'Source Document' field is set to 'GJ' and the 'Reference' field is empty. The 'Suppress warning message on Journal Entry in Transaction Entry' checkbox is unchecked.

Account Reconciler - TWO (sa)

Save Clear Redisplay Reconcile Sync From Historical GL File Print Tools Help Add Note Debug

Actions File Help Debug

Checkbook ID: **UPDOWN TRUST**

Account Number: 000 - 1100 - 00

Currency ID: Z-US\$

Statement Date: 5/31/21

Combine Entries: ☒ None
☐ Deposits based on Bank Entry
☐ By Audit Trail Code (Batch ID)

Date: ☒ All ☐ From: 0/00/00 To: 0/00/00
Source Doc: ☒ All ☐ From: To:
Journal ID: ☒ All ☐ From: 0 To: 0
Document No: ☒ All ☐ From: To:
Filters are applied to deposit Entries: ☒ Before Combining ☐ After Combining

Apply Filters Mark All Unmark All

View By: All Trxs: Default Cleared Date

Date	Jrnl No.	Reference	Source	Document Number	Amount	C	Cleared Date
2/12/20	3,587	CASH1	CRJ	PYMNT000000000333	\$500.00	<input checked="" type="checkbox"/>	2/12/20
2/12/20	3,588	CASH2	CRJ	PYMNT000000000334	\$550.00	<input checked="" type="checkbox"/>	2/12/20
2/12/20	3,589	CASH3	CRJ	PYMNT000000000335	\$650.00	<input type="checkbox"/>	0/00/00
2/12/20	3,590	CASH4	CRJ	PYMNT000000000336	\$700.00	<input checked="" type="checkbox"/>	2/12/20
4/01/20	3,959	Receivables Cash Receipts	CRJ	PYMNT000000000402	\$500.00	<input checked="" type="checkbox"/>	4/01/20
4/01/20	3,960	Receivables Cash Receipts	CRJ	PYMNT000000000403	\$600.00	<input type="checkbox"/>	0/00/00
4/01/20	3,961	Receivables Cash Receipts	CRJ	PYMNT000000000404	\$600.00	<input type="checkbox"/>	0/00/00
4/01/20	3,962	Receivables Cash Receipts	CRJ	PYMNT000000000405	\$700.00	<input type="checkbox"/>	0/00/00
4/01/20	3,963	Receivables Cash Receipts	CRJ	PYMNT000000000406	\$800.00	<input type="checkbox"/>	0/00/00
4/01/20	3,964	Receivables Cash Receipts	CRJ	PYMNT000000000407	\$500.00	<input type="checkbox"/>	0/00/00
4/01/20	3,965	Receivables Cash Receipts	CRJ	PYMNT000000000408	\$600.00	<input type="checkbox"/>	0/00/00
4/01/20	3,966	Receivables Cash Receipts	CRJ	PYMNT000000000409	\$600.00	<input type="checkbox"/>	0/00/00
4/01/20	3,967	Receivables Cash Receipts	CRJ	PYMNT000000000410	\$700.00	<input type="checkbox"/>	0/00/00

Bank Statement: \$10,000.00
Deposits in Transit: + \$124,322.22
Outstanding Checks: - \$25,250.00
Adjusted Bank Balance = \$109,072.22

Book Balance: \$110,037.41
Non-GL Adjustments: + (\$620.82)
GL Adjustments: + \$0.00
Adjusted Book Balance = \$109,416.59

Adjusted Difference = (\$344.37)

c = Combination of multiple transactions
s = Transactions posted in summary

Build 16.035 – Oct 01, 2020

Auto Reconciler Match Process Updates

1. Resolved issues with illegal address for field error.

Issue observed when performing Match process for Auto Reconciler when using Comma Delimited file import causing illegal address error. This issue is now resolved.

Build 16.034 – Sept 25, 2020

Account Reconciler Comine Entry updates

1. Resolved issues with Voiding Deposit Slips.

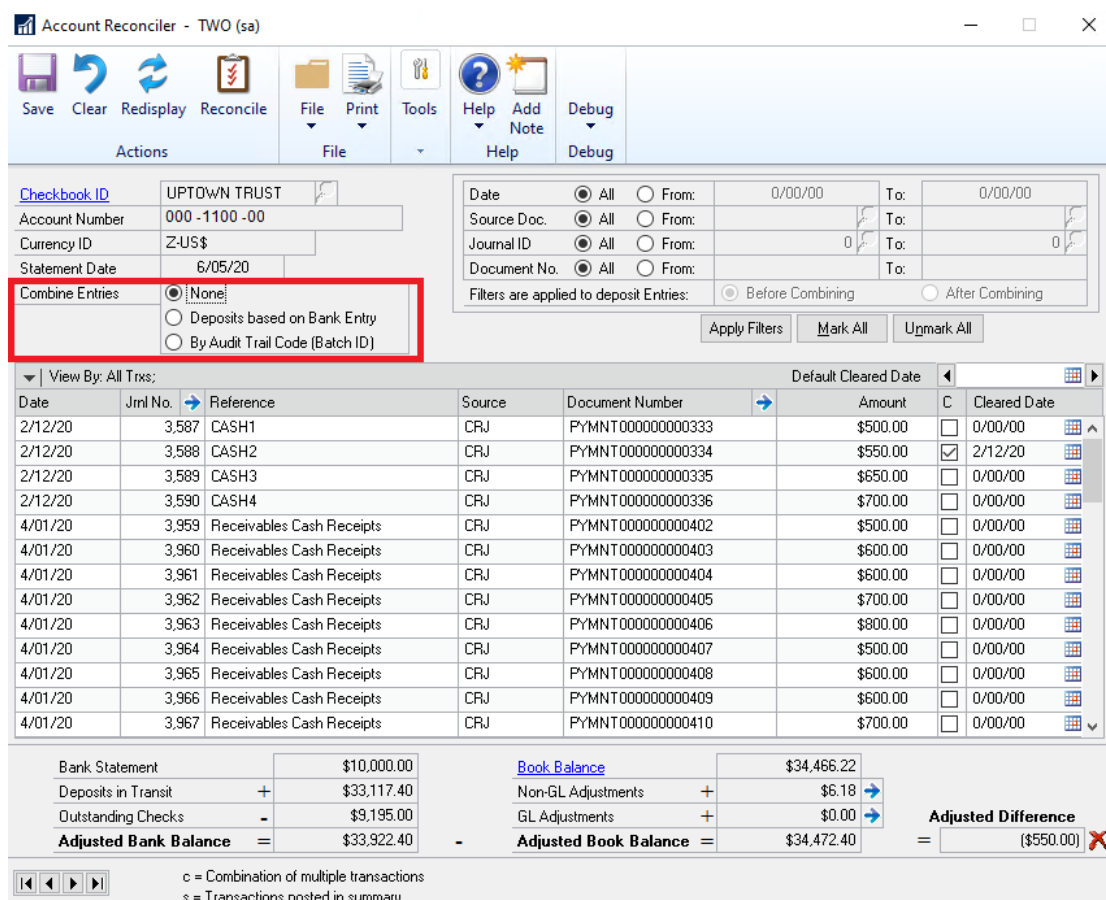
Issue observed as a result of previous Combine Entry of Deposits code change. Should user create a deposit slip for transactions and then later void the posted deposit the Account Reconciler window failed to remove the Deposit from the Transactions assigned to that deposit. This resulted in the Deposit still existing in Account Reconciler. Code changed added to remove Deposit information associated to Transactions for voided Deposit Slips before updating transactions for new Deposits. Issue is now resolved.

Build 16.033 – Sept 4, 2020

Account Reconciler Comine Entry updates

1. Adjusted User Interface so Combine entry selection options are vertical instead of Horizontal.

User interface updated for a better visual of the combine entry options and ease of workflow to change between the combine entry options.



Account Reconciler - TWO (sa)

Actions: Save, Clear, Redisplay, Reconcile, File, Print, Tools, Help, Add Note, Debug

Checkbook ID: UPTOWN TRUST

Account Number: 000 -1100 -00

Currency ID: Z-US\$

Statement Date: 6/05/20

Combine Entries:

- ☒ None
- ☐ Deposits based on Bank Entry
- ☐ By Audit Trail Code (Batch ID)

Filters:

- Date: ☒ All ☐ From: 0/00/00 To: 0/00/00
- Source Doc: ☒ All ☐ From: To:
- Journal ID: ☒ All ☐ From: 0 To: 0
- Document No: ☒ All ☐ From: To:

Filters are applied to deposit Entries: ☒ Before Combining ☐ After Combining

Buttons: Apply Filters, Mark All, Unmark All

View By: All Trxs

Date	Jrnl No.	Reference	Source	Document Number	Amount	C	Cleared Date
2/12/20	3.587	CASH1	CRJ	PYMNT000000000333	\$500.00	<input type="checkbox"/>	0/00/00
2/12/20	3.588	CASH2	CRJ	PYMNT000000000334	\$550.00	<input checked="" type="checkbox"/>	2/12/20
2/12/20	3.589	CASH3	CRJ	PYMNT000000000335	\$650.00	<input type="checkbox"/>	0/00/00
2/12/20	3.590	CASH4	CRJ	PYMNT000000000336	\$700.00	<input type="checkbox"/>	0/00/00
4/01/20	3.959	Receivables Cash Receipts	CRJ	PYMNT000000000402	\$500.00	<input type="checkbox"/>	0/00/00
4/01/20	3.960	Receivables Cash Receipts	CRJ	PYMNT000000000403	\$600.00	<input type="checkbox"/>	0/00/00
4/01/20	3.961	Receivables Cash Receipts	CRJ	PYMNT000000000404	\$600.00	<input type="checkbox"/>	0/00/00
4/01/20	3.962	Receivables Cash Receipts	CRJ	PYMNT000000000405	\$700.00	<input type="checkbox"/>	0/00/00
4/01/20	3.963	Receivables Cash Receipts	CRJ	PYMNT000000000406	\$800.00	<input type="checkbox"/>	0/00/00
4/01/20	3.964	Receivables Cash Receipts	CRJ	PYMNT000000000407	\$500.00	<input type="checkbox"/>	0/00/00
4/01/20	3.965	Receivables Cash Receipts	CRJ	PYMNT000000000408	\$600.00	<input type="checkbox"/>	0/00/00
4/01/20	3.966	Receivables Cash Receipts	CRJ	PYMNT000000000409	\$600.00	<input type="checkbox"/>	0/00/00
4/01/20	3.967	Receivables Cash Receipts	CRJ	PYMNT000000000410	\$700.00	<input type="checkbox"/>	0/00/00

Bank Statement: \$10,000.00

Deposits in Transit: + \$33,117.40

Outstanding Checks: - \$9,195.00

Adjusted Bank Balance: = \$33,922.40

Book Balance: \$34,466.22

Non-GL Adjustments: + \$6.18

GL Adjustments: + \$0.00

Adjusted Book Balance: = \$34,472.40

Adjusted Difference: = (\$550.00)

c = Combination of multiple transactions
s = Transactions posted in summary

2. Table Structure Change on Account Reconciler Transactions table BS2002

New Columns added to Table to capture the following information for each transaction as you access the checkbook.

- Deposit Number
- Deposit Date
- Deposit Amount
- Rec Number
- Audit Trail

This update to improve performance time in loading records into the Account Reconciler window while on combine entry of Deposits.

3. Table Conversion changes.

Table Conversion updated to st the values for the new columns on any pre-existing documents that were attached to a deposit slip in the BS2002 and BR3000 Tables.

4. Record loading updates.

The following updates where made when accessing the Checkbook.

Check for deposits

When accessing the Checkbook ID and / or filtering data for the checkbook, the system will check if the document has been assigned to a deposit and set the new columns with the Deposit information. The refresh will also occur should a user change the statement date for the checkbook while viewing the checkbook.

Check for deposits

Records will no longer be reloaded into the BS2002T table when sorting on any column for the checkbook.

Check for deposits


When selecting the Combine Entry for Deposits it will combine all records from the BS2002 Table that have the same deposit slip. The Date listed for the combined record will be the Deposit date. The amount will be the sum total of all transactions containing the same deposit number.

As a result, the deposit amount may display a different amount than before. Previously, the deposit amount shown was the actual deposit slip amount. Now with this release, the deposit amount will be the sum total of all the documents in Account Rec that were on or prior to the statement date for that deposit slip. Even when the amount displayed is different, the system behaves the same. See Validation changes below.

Validation changes

When clearing a deposit slip, there will no longer be a validation message when the deposit contains:

- Documents that are not in Account Rec or
- Documents that not within the statement date or
- Documents that were already.

Instead, the validation will now occur when clicking the Document Number zoom while on the Deposit slip row. The Deposit slip will also display a warning symbol, , in the Amount field. This warning is to indicate that the Deposit Amount does not match the Amount displayed in the Account Reconciler window. When the user zooms into the deposit they will receive a validation warning advising them that the amounts do not match and the potential reasons why.

For example, in the screenshot below the deposit was for 07/30/20 the statement date is set to 07/29/20. Normally, this deposit would be excluded because it is after the statement date, however, the deposit contained documents that were on or before the statement date. Therefore, it only shows the deposit Amount as the sum total of the document that were on or prior to the statement date. When you zoom into the deposit details, the system recognized the deposit total is for a greater amount and gives the validation message with possible reasons this could occur. Warning: Deposit #20028 is in AR as \$1,250.00 which does not match the deposit amount in GP: \$2,100.00.

Possible reasons for missing document in AR:

- 1) Document is after the Statement date
- 2) Document has not been posted through GL
- 3) Document was previously reconciled
- 4) Document has been filtered through one of the ranges

5) Multi SOP Sales Payments on multi deposits

Account Reconciler - TWO (sa)

Save Clear Redisplay Reconcile File Print Tools Help Add Note Debug

Actions File Help Debug

Checkbook ID: UPTOWN TRUST
 Account Number: 000-1100-00
 Currency ID: Z-US\$
 Statement Date: 7/29/20
 Combine Entries: ☐ None ☒ Deposits based on Bank Entry ☐ By Audit Trail Code (Batch ID)

Date: ☒ All ☐ From: 0/00/00 To: 0/00/00
 Source Doc: ☒ All ☐ From: To:
 Journal ID: ☒ All ☐ From: 0 To: 0
 Document No.: ☒ All ☐ From: To:
 Filters are applied to deposit Entries: ☒ Before Combining ☐ After Combining

Apply Filters Mark All Unmark All

View By: All Trxs: Default Cleared Date: 0/00/00

Date	Jrnl No.	Reference	Source	Document Number	Amount	C	Cleared Date
7/30/20	0	Bank Deposit Entry	CMDEP	20028	\$1,250.00		0/00/00
7/15/20	0	Bank Deposit Entry	CMDEP	20029	\$1,600.00		0/00/00
7/23/20	0	Bank Deposit Entry	CMDEP	20030	\$400.00		7/23/20
7/23/20	0	Bank Deposit Entry	CMDEP	20031	\$800.00		0/00/00
7/23/20	0	Bank Deposit Entry	CMDEP	20032	\$1,250.00		0/00/00
9/01/19	0	Bank Deposit Entry	CMDEP	20033	\$800.00		0/00/00
9/01/19	0	Bank Deposit Entry	CMDEP	20034	\$597.00		0/00/00
9/01/19	0	Bank Deposit Entry	CMDEP	20035	\$500.00		0/00/00
5/03/20	3,459	A Travel Company	PMPAY	20058	(\$750.00)		5/03/20
5/06/20	3,460	Advanced Office Systems	PMPAY	20059	(\$650.00)		5/06/20
5/06/20	3,461	Burnett Travel Associates	PMPAY	20060	(\$875.00)		5/06/20
5/14/20	3,462	Beaumont Construction	PMPAY	20061	(\$875.00)		5/14/20
5/18/20	3,463	AmericaCharge	PMPAY	20062	(\$987.00)		5/18/20

Bank Statement: \$10,000.00
 Deposits in Transit: + \$6,797.00
 Outstanding Checks: - \$0.00
Adjusted Bank Balance = \$16,797.00

Book Balance: \$109,591.04
 Non-GL Adjustments: + \$1.18
 GL Adjustments: + \$0.00
Adjusted Book Balance = \$109,592.22

Adjusted Difference = (\$92,795.22)

c = Combination of multiple transactions
 s = Transactions posted in summary
 AR Deposit Amount <> GP Deposit

Bank Deposit Entry Zoom - TWO (sa)

OK Attach File Tools Help Add Note Debug

Actions File Help Debug

Type: Deposit with Receipts
 Deposit Date: 7/30/20 Posting Date: 7/30/20
 Chequebook ID: UPTOWN TRUST Deposit Number: 20028
 Currency ID: Z-US\$ Description: EWE

Cleared Amount: \$0.00

Dep.	Receipt Type	Date	Number	Chequebook Amount	Originating Amount	Realized Gain/Loss
<input checked="" type="checkbox"/>	Cheque	7/15/20	PYMNT00000000468	\$500.00	\$500.00	\$0.00
<input checked="" type="checkbox"/>	Cheque	7/29/20	PYMNT00000000469	\$750.00	\$750.00	\$0.00

Functional Dep.Amount: \$2,100.00 Deposit Amount: \$2,100.00

Microsoft Dynamics GP

Warning: Deposit #20028 is in AR as \$1,250.00 which does not match the deposit amount in GP: \$2,100.00.
 Possible reasons for missing document in AR:
 1) Document is after the Statement date;
 2) Document has not been posted through GL;
 3) Document was previously reconciled;

OK

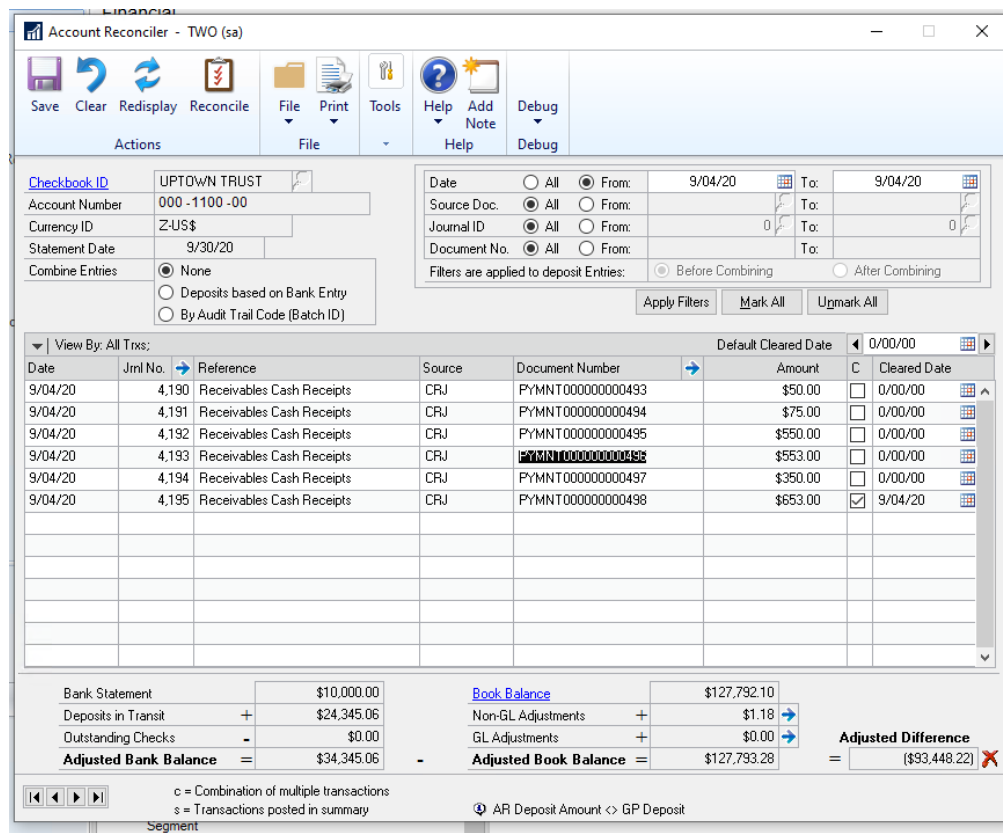
Deposit being separated in display

Should a user clear a single payment that is part of the deposit slip (While Combine Entries = None) but not all the payments in the deposit slip. If the user changes to

Combine Entries=Deposit, then the Account Reconciler will split the deposit slip shown into 2 records. One for what was cleared in the deposit slip and the other for what was not cleared in the deposit slip. Both will be flagged as amount shown does not total the deposit amount.

For example, Deposit 20037 contains 3 payments
 PYMNT000000000496 for \$553.00
 PYMNT000000000497 for \$350.00
 PYMNT000000000498 for \$653.00

PYMNT000000000498 was flagged as cleared but the other 2 were not. When combining entries for Deposit you will see the Deposit 20037 twice. One for \$903.00 which is not flagged as cleared and the other for \$653.00 which is flagged as cleared.



Account Reconciler - TWO (sa)

Checkbook ID: UPTOWN TRUST
Account Number: 000 - 1100 - 00
Currency ID: ZUS\$
Statement Date: 9/30/20
Combine Entries: ☒ None
☐ Deposits based on Bank Entry
☐ By Audit Trail Code (Batch ID)

Date: ☐ All ☒ From: 9/04/20 **To:** 9/04/20
Source Doc.: ☒ All ☐ From: **To:**
Journal ID: ☒ All ☐ From: 0 **To:** 0
Document No.: ☒ All ☐ From: **To:**
 Filters are applied to deposit Entries: ☒ Before Combining ☐ After Combining

View By: All Trxs; **Default Cleared Date:** 0/00/00

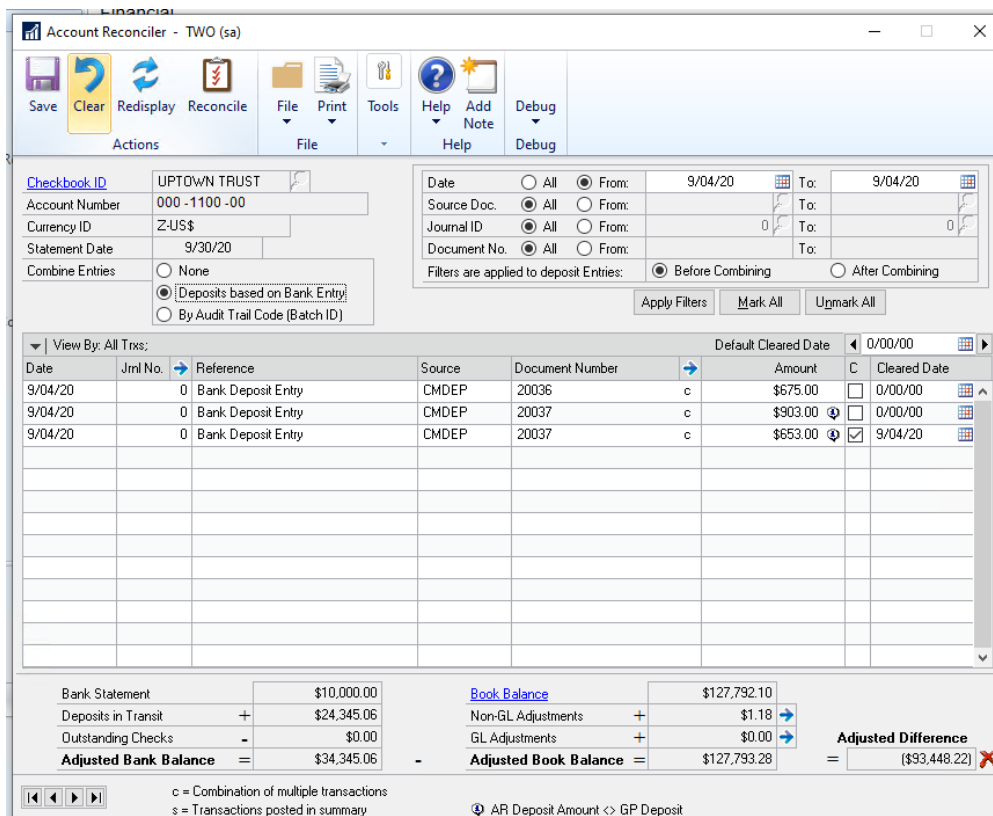
Date	Jrnl No.	Reference	Source	Document Number	Amount	C	Cleared Date
9/04/20	4,190	Receivables Cash Receipts	CRJ	PYMNT000000000493	\$50.00	<input type="checkbox"/>	0/00/00
9/04/20	4,191	Receivables Cash Receipts	CRJ	PYMNT000000000494	\$75.00	<input type="checkbox"/>	0/00/00
9/04/20	4,192	Receivables Cash Receipts	CRJ	PYMNT000000000495	\$550.00	<input type="checkbox"/>	0/00/00
9/04/20	4,193	Receivables Cash Receipts	CRJ	PYMNT000000000496	\$553.00	<input type="checkbox"/>	0/00/00
9/04/20	4,194	Receivables Cash Receipts	CRJ	PYMNT000000000497	\$350.00	<input type="checkbox"/>	0/00/00
9/04/20	4,195	Receivables Cash Receipts	CRJ	PYMNT000000000498	\$653.00	<input checked="" type="checkbox"/>	9/04/20

Bank Statement: \$10,000.00
Deposits in Transit: + \$24,345.06
Outstanding Checks: - \$0.00
Adjusted Bank Balance: = \$34,345.06

Book Balance: \$127,792.10
Non-GL Adjustments: + \$1.18
GL Adjustments: + \$0.00
Adjusted Book Balance: = \$127,793.28

Adjusted Difference: = (\$93,448.22) ❌

c = Combination of multiple transactions
 s = Transactions posted in summary
 AR Deposit Amount <> GP Deposit

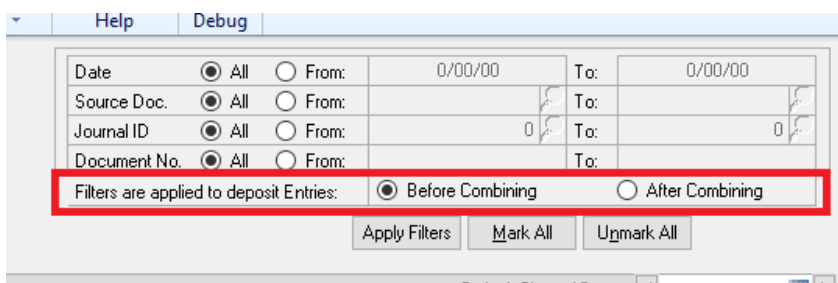


Account Reconciler Filter updates

1. New Filter option "Filters are Applied to deposit Entries:

A new "Filter are applied to deposit Entries" Option was added. This new option is only available for selection when on Combine Entries for Deposits. The default value is Before Combining.

When set to Before Combining, the system will filter the records based on the filter ranges prior to the Combined documents. This is filtering on the underlying data of the deposit slip. To be able for filter values based on the deposit slip data, the After Combining MUST be selected. Note: This option does not affect any documents that are not on a deposit slip.



2. Resolved issues with Doc Number and Source Doc Filter.

When on Combine entry of Deposits the Doc Number filter failed to filter for the deposit slips. The Source Doc Filter resulted in SQL error. Both issues are now

resolved. Note for Deposit slip you must set to After Combining to filter the deposit numbers.

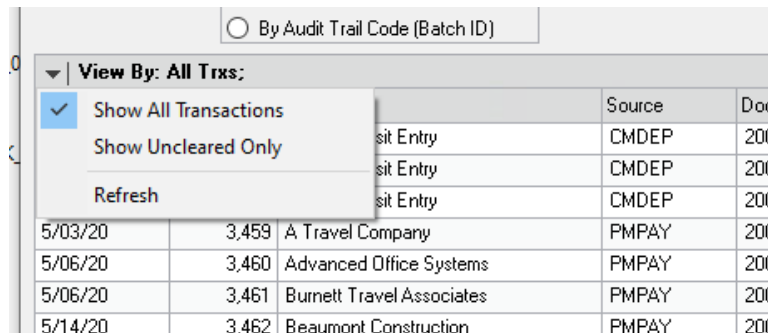
Account Reconciler Window Updates

1. Relabeled View By pull down options.

The labels were renamed to provide better clarity on the actions actually being performed.

Hide Cleared was relabeled as Show Uncleared Only as the selection is essentially only showing any record that was not flagged as cleared.

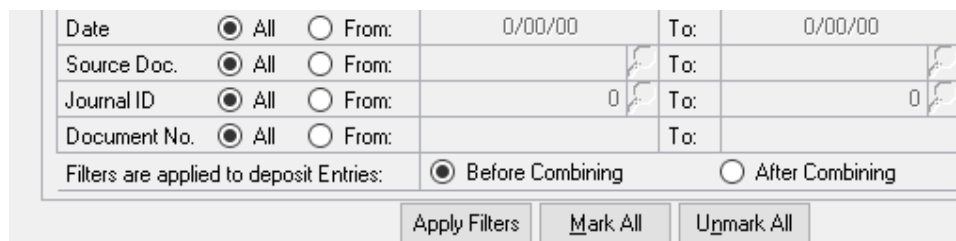
Show Cleared was relabeled as Show All Transactions as this select is essentially showing all transactions.



			Source	Doc
		Deposit Entry	CMDEP	200
		Deposit Entry	CMDEP	200
		Deposit Entry	CMDEP	200
5/03/20	3.459	A Travel Company	PMPAY	200
5/06/20	3.460	Advanced Office Systems	PMPAY	200
5/06/20	3.461	Burnett Travel Associates	PMPAY	200
5/14/20	3.462	Beaumont Construction	PMPAY	200

2. Relabeled Filter Button

Filter button now relabeled to Apply Filters



Date	<input checked="" type="radio"/> All	<input type="radio"/> From:	0/00/00	To:	0/00/00
Source Doc.	<input checked="" type="radio"/> All	<input type="radio"/> From:		To:	
Journal ID	<input checked="" type="radio"/> All	<input type="radio"/> From:	0	To:	0
Document No.	<input checked="" type="radio"/> All	<input type="radio"/> From:		To:	
Filters are applied to deposit Entries: <input checked="" type="radio"/> Before Combining <input type="radio"/> After Combining					
<input type="button" value="Apply Filters"/> <input type="button" value="Mark All"/> <input type="button" value="Unmark All"/>					

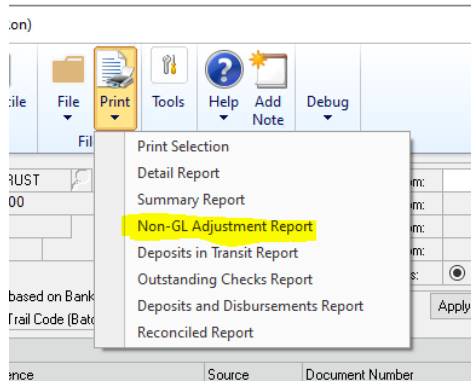
3. Resolved issue using VCR buttons displaying get change error.

Issue observed when using the VCR buttons to change checkbox. This obscure issue would only occur if the user sort by cleared checkbox value first and then used the VCR buttons to switch to another checkbox. This issue is now resolved.

Auto Reconciler Report Updates

1. Label change made on the report selection

Label changed from Adjustment report to Non-GL Adjustment report



2. Label change Account Reconciler reports

The following Label changes were made:

- Book – Adjustment Debit relabeled to be Book-Non-GL Adjustment Debits
- Book – Adjustment Credits relabeled to be Book-Non-GL Adjustment Credits
- GL Adjustment relabeled Non-GL Adjustments

This change is completed in the following reports

- Detail Report
- Summary Report
- Non-GL Adjustment Report

Screen Output - Account Reconciler - Detail Report

Date	Jrnl No.	Description	Check/Receipt Number	Transaction Amount	Differen
Bank - Balance					
7/29/20				\$10,000.00	
					\$10,000.
Bank - Deposits in Transit					
7/15/20	4,136	Aaron Fitz Electrical	PYMT000000000468	\$500.00	
7/15/20	4,163	Aaron Fitz Electrical	PYMT000000000476	\$750.00	
7/15/20	4,164	Adam Park Resort	PYMT000000000477	\$850.00	
7/23/20	4,165	Aaron Fitz Electrical	PYMT000000000478	\$500.00	
7/23/20	4,166	Aaron Fitz Electrical	SALES00000001113	\$300.00	
7/29/20	4,137	Aaron Fitz Electrical	PYMT000000000469	\$750.00	
					\$3,650.
Book - Balance					
7/29/20				\$106,444.04	
					\$106,444.
Book-Non-GL Adjustment Debits					
7/29/20				(\$5.00)	
8/28/20				(\$10.00)	
					(\$15.0)
Book-Non-GL Adjustment Credits					
7/30/20				\$6.18	
8/28/20				\$10.00	
					\$16.

Screen Output - Account Reconciler - Adjustment Report			
File Edit Tools Find Help Debug			
Print	Send To	Modify	100% Completed 1 Page
System Date:	9/02/20	2:19:59 PM	Fabrikam, Ltd.
User Date:	7/23/20		NON-GL ADJUSTMENT REPORT
			Account Reconciler
Checkbook:	UPTOWN TRUST	Computer-Uptown Trust	
Account:	000-1100-00		
Statement Date:	7/29/20		
Date	Description	Transaction	Amount
Book-Non-GL Adjustment Credits			
7/30/20			\$6.18
8/28/20			\$10.00
Book-Non-GL Adjustment Debits			
7/29/20			(\$5.00)
8/28/20			(\$10.00)

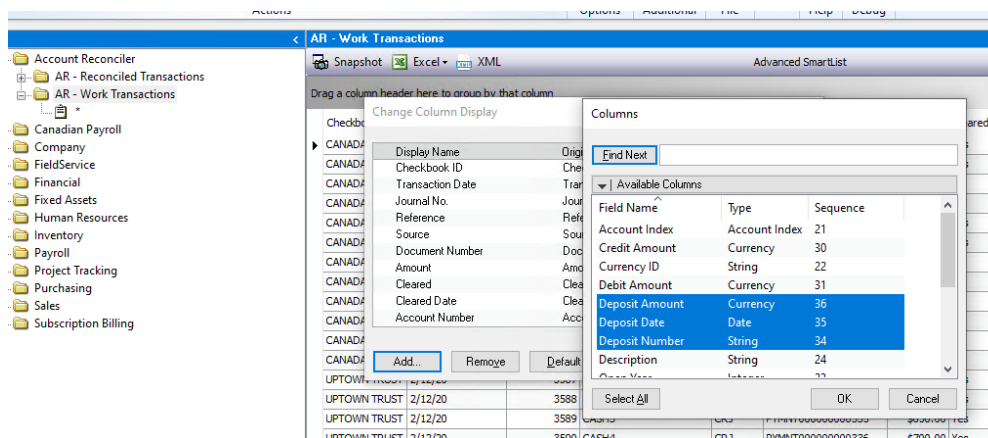
Screen Output - Account Reconciler - Summary Report			
File Edit Tools Find Help Debug			
Print	Send To	Modify	75% Completed 1 Page
System Date:	9/02/20	2:35:32 PM	Fabrikam, Ltd.
User Date:	7/23/20		SUMMARY REPORT
			Account Reconciler
Checkbook:	UPTOWN TRUST	Computer-Uptown Trust	
Account:	000-1100-00		
Statement Date:	7/29/20		
Bank Balance			\$:
Deposits in Transit	+		:
Outstanding Checks and Withdrawals	-		:
Adjusted Bank Balance	=		\$:
Book Balance			\$10
Non-GL Adjustments	+		\$10
Adjusted Book Balance	=		\$10
Difference	=		(\$9)

SmartList Updates

1. Additional Secondary fields added to the Account Reconciler Smartlist Objects

The following additional fields added as secondary columns to the AR – Reconciled Transactions and AR – Work Transactions Smartlist objects

- Deposit Amount
- Deposit Date
- Deposit Number



Build 16.032 – June 8, 2020

Combine Entry of Deposit Updates

2. Resolved issues with Combine Entry of Deposits for AP vouchers with payments made directly on the Voucher.

Issue was observed that if the AP Voucher contained a payment made directly on the Voucher and then the payment added to a deposits slip resulted in the payment appearing as both part of the deposit slip and not part of the deposit slip in the Account Reconciler window. This issue is now resolved.

Doc Number Filter updates

3. Improved Doc Number Filter to work for Combined Documents Document number.

The Doc Number filter was not originally designed to filter Combined records. With this update Should the user have Combined Entry option set to Deposits or By Audit then Combine Entry will now allow the user to filter by the Combined Document number listed.

This update also resolved errors that would display should the user Filter By a Doc Number while in Combine Entry of Deposits.

Build 16.031 – Mar 5, 2020

GL Adjustment Updates

1. Resolved issues with Unbalanced GL created for Foreign Currency Checkbooks.

Issue was observed that if the Checkbook was a Foreign Currency Checkbook when the GL adjustment was created through Account Reconciler GL Adjustments window it created an unbalanced GL transaction.

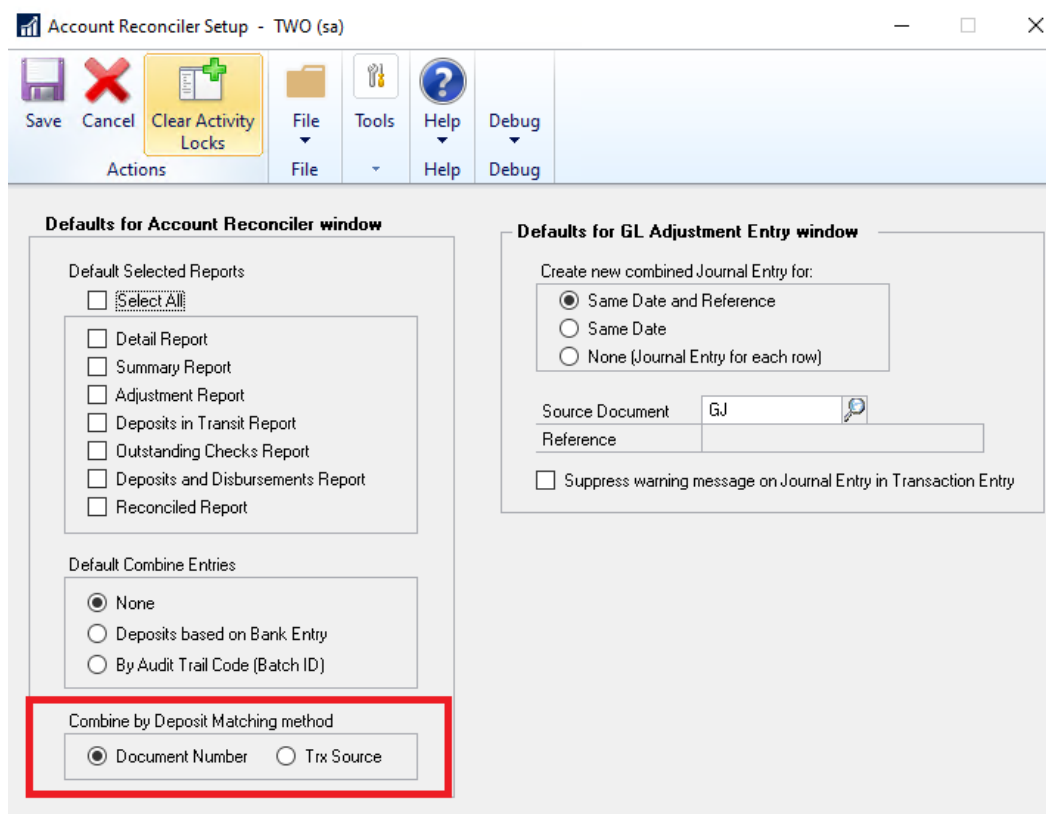
Additional Secondary issue was observed that the Exchange rate on the GL header is being set based on the Exchange rate of the Checkbook statement date instead of the GL transaction date.

Both issues are now resolved.

Account Reconciler Setup options updates

1. New Combine by Deposits Matching method Setup option.

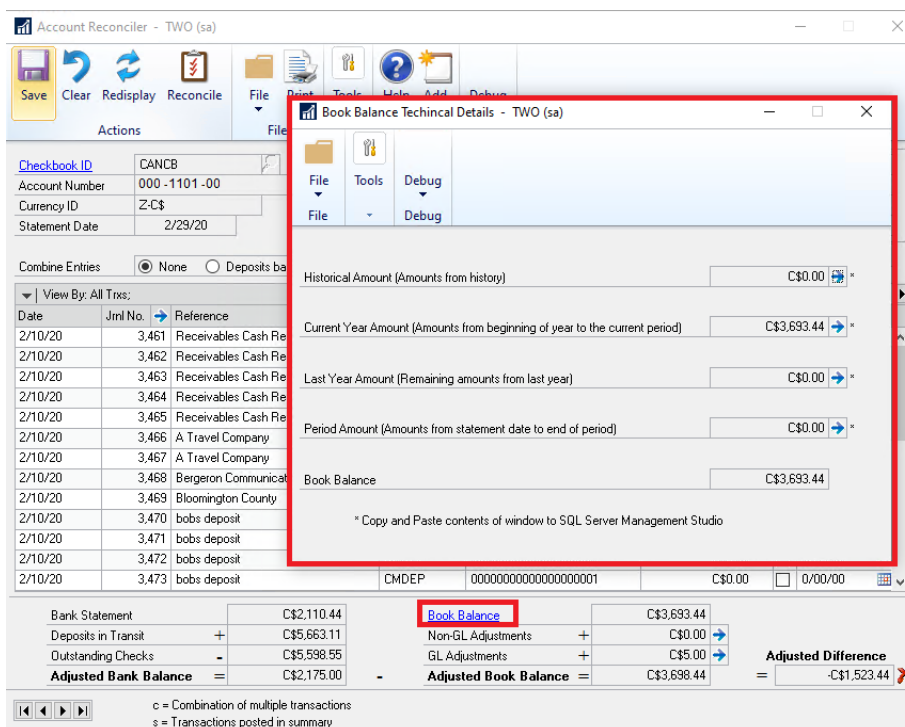
During recent review with clients it was observed that some users have been re-using the same document number on deposits slips and some users had Deposit Slips where the transactions in the deposit slip had additional transactions in their batch which were not assigned to a deposit slip. Because of these occurrences it would cause issues with the Clearing validation when clearing a deposit slip as the amounts may not match on the validation. As these 2 situations require uniquely different matching methods, we have added a new Setup option which allows the user the ability to determine which matching method is best fit for their environment. Based on our review we observed that most would require the matching option of Document Number. As such this is the default option for Setup after installation of the build.



Account Reconciler Window Updates

1. Updated Book Balance Technical details window to show the Currency Symbol for the Currency ID used on the Checkbook.

The Book Balance Technical Details window was originally designed to only show the functional Currency Symbol for all the bucket amounts shown. We have updated this window to now show the Currency Symbol based on the Currency ID set for the Checkbook.



Account Reconciler - TWO (sa)

Checkbook ID: CANCE
Account Number: 000-1101-00
Currency ID: Z-C\$
Statement Date: 2/29/20

Combine Entries: ☒ None ☐ Deposits by

View By: All Trns

Date	Jrnl No.	Reference
2/10/20	3.461	Receivables Cash Re
2/10/20	3.462	Receivables Cash Re
2/10/20	3.463	Receivables Cash Re
2/10/20	3.464	Receivables Cash Re
2/10/20	3.465	Receivables Cash Re
2/10/20	3.466	A Travel Company
2/10/20	3.467	A Travel Company
2/10/20	3.468	Bergeron Communicat
2/10/20	3.469	Bloomington County
2/10/20	3.470	bobs deposit
2/10/20	3.471	bobs deposit
2/10/20	3.472	bobs deposit
2/10/20	3.473	bobs deposit

Book Balance Technical Details - TWO (sa)

Historical Amount (Amounts from history) C\$0.00

Current Year Amount (Amounts from beginning of year to the current period) C\$3,693.44

Last Year Amount (Remaining amounts from last year) C\$0.00

Period Amount (Amounts from statement date to end of period) C\$0.00

Book Balance C\$3,693.44

* Copy and Paste contents of window to SQL Server Management Studio

Bank Statement	Amount	Book Balance	Amount	Adjusted Difference
Bank Statement	C\$2,110.44	Book Balance	C\$3,693.44	
Deposits in Transit	+ C\$5,663.11	Non-GL Adjustments	+ C\$0.00	
Outstanding Checks	- C\$5,598.55	GL Adjustments	+ C\$5.00	
Adjusted Bank Balance	= C\$2,175.00	Adjusted Book Balance	= C\$3,698.44	= -C\$1,523.44

c = Combination of multiple transactions
s = Transactions posted in summary

2. Resolved issues with Combine Entries of Deposits for Foreign Currency Checkbooks.

Problem was observed that Combine entry for Deposits was failing to show the Originating amounts for foreign currency Checkbooks. It was showing the functional amounts. This issue is now resolved.

3. Resolved issues for Period Amounts for Foreign Currency Checkbooks.

Problem was noticed that should user have a period amount for the foreign currency Checkbook it was displaying the functional amount instead of the Originating amount. This issue is now resolved.

Auto Reconciler Report Updates

1. Auto Reconciler Exception Report updated for correct Currency Symbol

This update will ensure that Currency Symbol in the Exceptions report will display the correct Currency Symbol associated to the Checkbook. Previously this would always be the functional Currency Symbol.

Auto Reconciler Window / Procedure Updates

1. Improved Exception Report for Previous Matching Buckets.

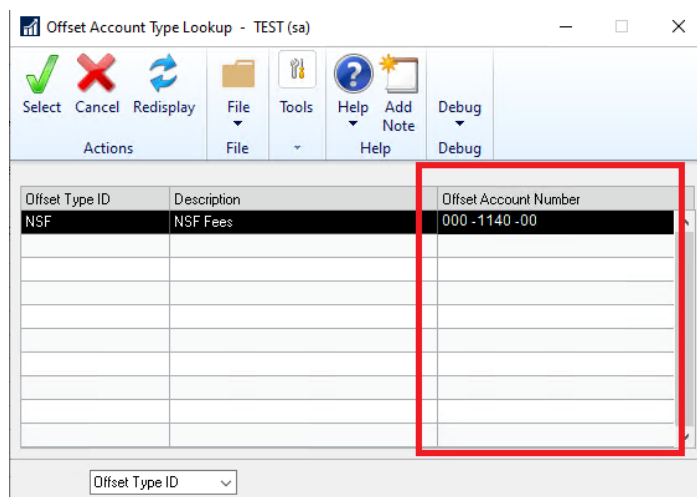
Issue observed that EFT payment on Bank file did not exist as a single transaction in PG but rather as a batch of Transactions. When Secondary payment process was set as Match By Amount for Auto Reconciler these files were placed into the incorrect bucket of Previous Match instead of Match not found. This issue is now resolved.

Build 16.030 – Nov 01, 2019

Enhancements

1. Improved Account Reconciler Offset Account Type Lookup.

Improved the Account Reconciler Offset Account Type Lookup window to now display the Offset Account Number.

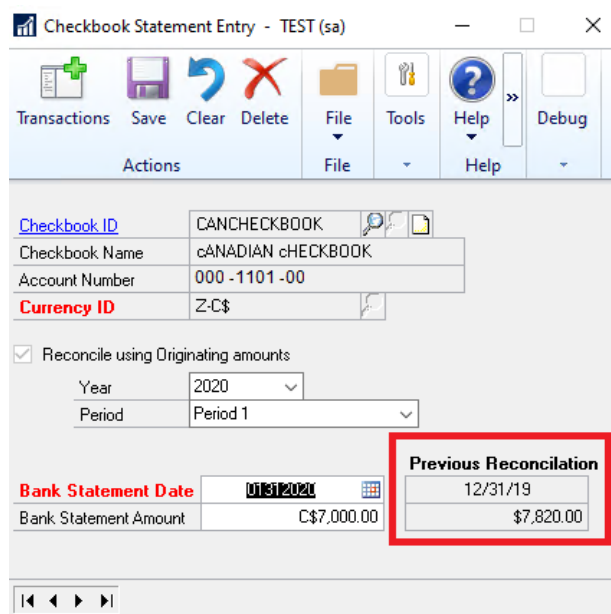


Offset Type ID	Description	Offset Account Number
NSF	NSF Fees	000-1140-00

2. Improved Account Reconciler Checkbook Statement Entry Window.

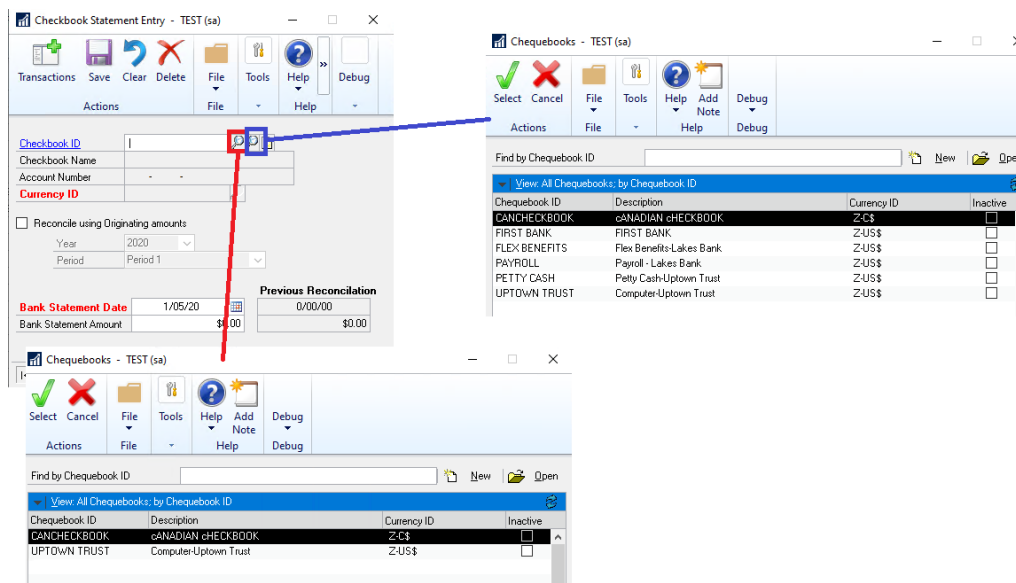
The Checkbook Statement Entry window has been improved for the following updates:

- A. The window will now display previous reconciliation information of Bank Statement Date and Bank Statement Amount. Please note that for existing customers this will only display the previous reconciliation on your next reconciliation.



Checkbook ID	CANCHECKBOOK
Checkbook Name	cANADIAN cHECKBOOK
Account Number	000-1101-00
Currency ID	Z-C\$
<input checked="" type="checkbox"/> Reconcile using Originating amounts	
Year	2020
Period	Period 1
Bank Statement Date	12/31/2019
Bank Statement Amount	C\$7,000.00
Previous Reconciliation 12/31/19 \$7,820.00	

- B.** Additional Checkbook lookup added to the window. The left magnifier on Checkbook ID will display only the checkbooks that you have saved in Checkbook Statement Entry where the right magnifier will display all the checkbooks. This way you can limit to only the checkbooks you are reconciling using Account Reconciler.



3. Improved Auto Reconciler Exception report for previous matching.

The exception report bucket groupings have been improved to better identify previous match scenarios as well better separation for Match Not found between Payments and Deposits.

Should the match process identify if a transaction was previously matched it will now group these transactions into their appropriate buckets. This update also resolves issues with previous buckets of Matched not found due to amount. The issue was transactions were being placed into Not matched due to amount instead of Match not found.

Primary Pass previous matching:

- PREVIOUS DEPOSIT MATCH: Doc. Number & Amount
- PREVIOUS PAYMENT MATCH: Doc Number & Amount.

Secondary Pass previous matching:

- PREVIOUS DEPOSIT MATCH: Amount
- PREVIOUS DEPOSIT MATCH: Date & Amount
- PREVIOUS PAYMENT MATCH: Amount
- PREVIOUS PAYMENT MATCH: Date & Amount

When a payment or deposit match is not found we are now grouping them separately into 2 groups into a single group. These groups are now:

- DEPOSIT MATCH NOT FOUND
- PAYMENT MATCH NOT FOUND

System:	1/29/20	9:53:24 AM	Fabrikam, Inc.	Page:	1
User Date:	4/12/27		Bank Reconciliation Import	User ID:	sa
Checkbook ID:	UPTOWN TRUST				

Type Number	Date	Description	Trx Amount	Cleared Amount	Difference
-------------	------	-------------	------------	----------------	------------

MATCHED DEPOSIT					
DEP RCT000000012	2/15/18	reciev	\$1.00		
DEP 0002 deposit	11/27/18	payment PYMNT000000000301	\$4,500.00		
DEP PYMNT000000000316	11/28/18	PYMNT000000000316	\$5,000.00		
PREVIOUS DEPOSIT MATCH: Doc. Num & Amt					
DEP PYMNT000000000304	8/01/18	Payment 20068	\$1,000.00		
DEP PYMNT000000000610	9/19/19	bobs payment	\$3,750.00		
PREVIOUS DEPOSIT MATCH: Amount					
DEP 0001 deposit	8/19/19	PYMNT000000000598	\$900.00		
DEPOSIT MATCH NOT FOUND					
DEP WDL0000000014	8/15/18	Payment 43	\$770.00		
DEP Dave001	8/31/18	Daves First line	\$5.45		
DEP Dave002	8/31/18	Daves First line	\$6.44		
DEP Dave003	8/31/18	Daves second line	\$5.11		
DEP Dave004	8/31/18	Daves third line	\$7.44		
MATCHED PAYMENT					
PMT 20063	9/30/19	EMPAY20063	(\$333.00)		
PMT 00003 PAYMENT	7/25/19	CMTRX 20060	(\$650.00)		
PREVIOUS PAYMENT MATCH: Doc. Num & Amt					
PMT 20061	9/30/19	PMTRX 20061	(\$500.00)		
PMT 20064	9/30/19	EMPAY 20064	(\$1,300.00)		
PREVIOUS PAYMENT MATCH: Amount & Date					
PMT 0001 payment	9/30/19	EMPAY 20062	(\$1,500.00)		
PMT 0002 payment	9/30/19	EMPAY 20065	(\$1,400.00)		
PAYMENT MATCH NOT FOUND					
PMT WDL0000000013	8/15/18	Payment 41	(\$650.00)		
PMT WDL0000000014	8/15/18	Payment 42	(\$770.00)		
PMT	2/13/18	check 20067	(\$650.00)		
PMT	8/31/18	Bank Fee	(\$5.25)		
PMT	8/31/18	Bank Fee	(\$6.77)		
PMT	8/31/18	Bank Fee	(\$3.32)		
PMT	8/31/18	CC FEE	(\$15.22)		
PMT	8/31/18	NSF FEEES	(\$33.35)		
PMT	8/31/18	CC FEE	(\$71.10)		
PMT	8/31/18	Banking Fees	(\$3.13)		
PMT	8/31/18	CC processing	(\$5.11)		
PMT	8/31/18	Misc Charge	(\$7.15)		

4. Improved Account Reconciler window.

Additional improvements have been added to the Account Reconciler window:

- Checkbooks lookup will now only display the checkbooks saved in Checkbook statement entry.
- VCR buttons have been added to the bottom left corner allowing the user to easily switch to the next checkbook in order.

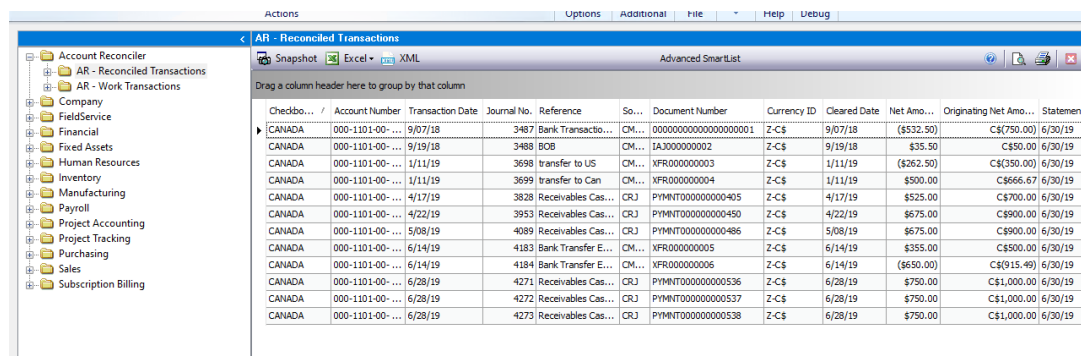
12/10/18	3,625	Receivables Cash Receipts	CRJ	PYMNT000000
Bank Statement		\$50,391.71		Book Balance
Deposits in Transit	+	\$249,772.57		Non-GL Adjustments
Outstanding Checks	-	\$2,527.25		GL Adjustments
Adjusted Bank Balance	=	\$297,637.03	-	Adjusted Book Balar

c = Combination of multiple transactions
 s = Transactions posted in summary

5. Improved Account Reconciler Reconciled Smartlist Object.

The Reconciled Smartlist object has been improved to display the Statement date for the transaction that was reconciled. When the checkbook is now reconciled Account Reconciler will now record the statement date the transaction was reconciled in. Note that this update will not be pro-active so any pre-existing data from previous reconciliations will not display the statement date. However, should you wish you

could have a SQL update performed for these records to set the correct statement date in the BR30000 table.



Checkbo...	Account Number	Transaction Date	Journal No.	Reference	So...	Document Number	Currency ID	Cleared Date	Net Amo...	Originating Net Amo...	Statement
CANADA	000-1101-00-...	9/07/18	3487	Bank Transactio...	CM...	00000000000000000001	Z-C\$	9/07/18	(\$532.50)	C\$(750.00)	6/30/19
CANADA	000-1101-00-...	9/19/18	3488	BOB	CM...	IA3000000002	Z-C\$	9/19/18	\$35.50	C\$50.00	6/30/19
CANADA	000-1101-00-...	1/11/19	3698	transfer to US	CM...	XFR000000003	Z-C\$	1/11/19	(\$262.50)	C\$(350.00)	6/30/19
CANADA	000-1101-00-...	1/11/19	3699	transfer to Can	CM...	XFR000000004	Z-C\$	1/11/19	\$500.00	C\$666.67	6/30/19
CANADA	000-1101-00-...	4/17/19	3828	Receivables Cas...	CRJ	PYMT000000000405	Z-C\$	4/17/19	\$525.00	C\$700.00	6/30/19
CANADA	000-1101-00-...	4/22/19	3953	Receivables Cas...	CRJ	PYMT000000000450	Z-C\$	4/22/19	\$675.00	C\$900.00	6/30/19
CANADA	000-1101-00-...	5/08/19	4089	Receivables Cas...	CRJ	PYMT000000000485	Z-C\$	5/08/19	\$675.00	C\$900.00	6/30/19
CANADA	000-1101-00-...	6/14/19	4183	Bank Transfer E...	CM...	XFR000000005	Z-C\$	6/14/19	\$355.00	C\$500.00	6/30/19
CANADA	000-1101-00-...	6/14/19	4184	Bank Transfer E...	CM...	XFR000000006	Z-C\$	6/14/19	(\$650.00)	C\$(915.49)	6/30/19
CANADA	000-1101-00-...	6/28/19	4271	Receivables Cas...	CRJ	PYMT000000000536	Z-C\$	6/28/19	\$750.00	C\$1,000.00	6/30/19
CANADA	000-1101-00-...	6/28/19	4272	Receivables Cas...	CRJ	PYMT000000000537	Z-C\$	6/28/19	\$750.00	C\$1,000.00	6/30/19
CANADA	000-1101-00-...	6/28/19	4273	Receivables Cas...	CRJ	PYMT000000000538	Z-C\$	6/28/19	\$750.00	C\$1,000.00	6/30/19

Resolved Issues

- Resolved issue with Combine Entry of Deposit failing to recognize deposit is cleared.**
 Issue observed where Account reconciler window was set to combine entry of Deposit and deposit slip was flagged as cleared. When the user saved the checkbook and re-accessed the Account reconciler window for the same checkbook it no longer was showing the deposit slip flagged as cleared even though the individual transactions in the deposit were flagged as cleared. Issue is now resolved.
- Fixed problems with Book Balance for historical years.**
 Problem noticed when reconciling a historical period prior to the last period of the historical year. When the statement date is set prior to the end of the historical period the book balance would show the entire historical year instead of just for the period the user is attempting to reconcile. This is now resolved for both the Historical Amounts and the Period Amount fields that make up the Historical Book balance. Note the Period Amount would only display a value if the statement date was not the natural end of the period. Period amount has also been corrected to not display BFF transaction amounts.
- Resolved Reconciled sort order issues in Account Reconciler window.**
 Problem observed that should the user select the Cleared checkbox column to adjust the sort order it was not properly sorting the transactions by what was recently cleared. This is now resolved.
- Improved processing time for combine entry of deposits.**
 Latency observed when using the combine entry option for deposits in cases of high volume of transactions. Code has been improved to reduce latency loading records into the Account Reconciler for this option.
- Improved processing time when using the AR – Reconciled Smartlist Object.**
 Slow loading was observed when using this SmartList. We have improved coding to improve the processing time when loading records.
- Fixed issues with GL adjustment entry not being compatible with AA.**
 Issue observed that GL adjustment created through Account reconciler was failing to insert records into the AAG30000, AAG30001, and AAG30002 tables used for AA. This is now resolved.

7. Resolved problems with GL adjustment created through Account Reconciler GL adjustments.

Problem noticed that if GL was manually posted it failed to remove itself from the GL adjustments table. This is now resolved.

8. Fixed issues with Journal entry validation message when environment has AA installed.

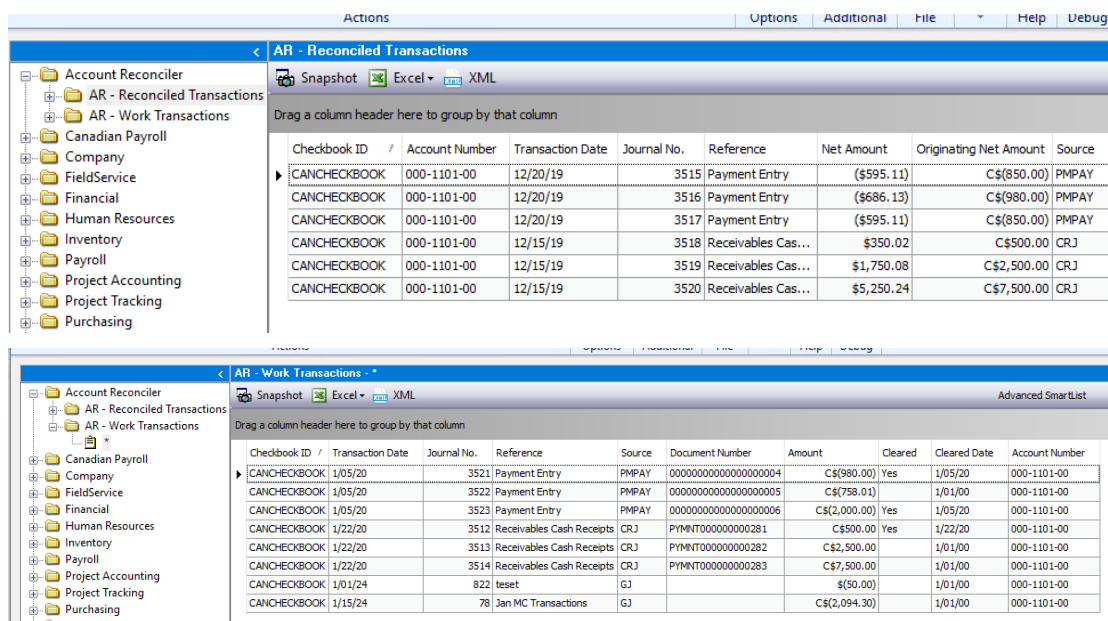
Problem observed when environment has AA installed that should a GL adjustment be created from Account reconciler it would cause the GL window to open which results in the Validation messaging built in to warn the user that the Journal was created by Account Reconciler, This results in delayed processing time when multiple GL are being created. As such we have updated the code to suppress this messaging should AA be installed.

Build 16.029 – Sept 30, 2019

Enhancements

1. Improved Account Reconciler Smartlist Objects for Currency Symbol.

Improved the Reconciled Transactions and Work Transactions Smartlist objects to display the Currency Symbol for the Currency of the checkbook on the Originating Amount fields IN Reconciled Transactions and Amount fields in Work Transactions SmartList Objects.



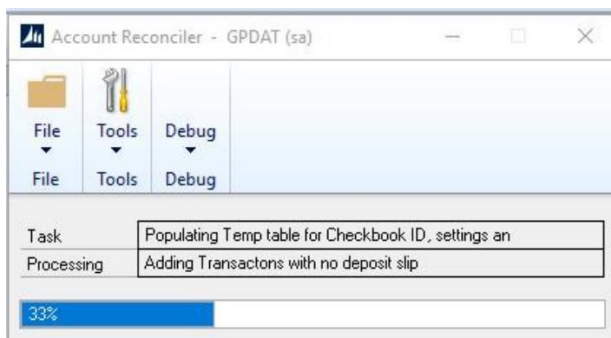
The screenshot displays two windows from the Account Reconciler application. The top window, titled 'AR - Reconciled Transactions', shows a list of transactions with columns: Checkbook ID, Account Number, Transaction Date, Journal No., Reference, Net Amount, Originating Net Amount, and Source. The bottom window, titled 'AR - Work Transactions', shows a list of transactions with columns: Checkbook ID, Transaction Date, Journal No., Reference, Source, Document Number, Amount, Cleared, Cleared Date, and Account Number. Both windows include a sidebar with a tree view of the application's structure and a top menu bar with options like Actions, Options, Additional, File, Help, and Debug.

Checkbook ID	Account Number	Transaction Date	Journal No.	Reference	Net Amount	Originating Net Amount	Source
CANCHECKBOOK	000-1101-00	12/20/19	3515	Payment Entry	(\$595.11)	C\$(850.00)	PMPAY
CANCHECKBOOK	000-1101-00	12/20/19	3516	Payment Entry	(\$686.13)	C\$(980.00)	PMPAY
CANCHECKBOOK	000-1101-00	12/20/19	3517	Payment Entry	(\$595.11)	C\$(850.00)	PMPAY
CANCHECKBOOK	000-1101-00	12/15/19	3518	Receivables Cas...	\$350.02	C\$500.00	CRJ
CANCHECKBOOK	000-1101-00	12/15/19	3519	Receivables Cas...	\$1,750.08	C\$2,500.00	CRJ
CANCHECKBOOK	000-1101-00	12/15/19	3520	Receivables Cas...	\$5,250.24	C\$7,500.00	CRJ

Checkbook ID	Transaction Date	Journal No.	Reference	Source	Document Number	Amount	Cleared	Cleared Date	Account Number
CANCHECKBOOK	1/05/20	3521	Payment Entry	PMPAY	00000000000000000004	C\$(980.00)	Yes	1/05/20	000-1101-00
CANCHECKBOOK	1/05/20	3522	Payment Entry	PMPAY	00000000000000000005	C\$(758.01)		1/01/00	000-1101-00
CANCHECKBOOK	1/05/20	3523	Payment Entry	PMPAY	00000000000000000006	C\$(2,000.00)	Yes	1/05/20	000-1101-00
CANCHECKBOOK	1/22/20	3512	Receivables Cash Receipts	CRJ	PYMNT000000000000281	C\$500.00	Yes	1/22/20	000-1101-00
CANCHECKBOOK	1/22/20	3513	Receivables Cash Receipts	CRJ	PYMNT000000000000282	C\$2,500.00		1/01/00	000-1101-00
CANCHECKBOOK	1/22/20	3514	Receivables Cash Receipts	CRJ	PYMNT000000000000283	C\$7,500.00		1/01/00	000-1101-00
CANCHECKBOOK	1/01/24	822	teset	GJ		\$(50.00)		1/01/00	000-1101-00
CANCHECKBOOK	1/15/24	78	Jan MC Transactions	GJ		C\$(2,094.30)		1/01/00	000-1101-00

2. New progress Bar to appear when accessing Checkbook in Account Reconciler

A new progress Bar added to show that Account Reconciler is loading records into the window. This update is very useful for checkbooks with a large volume of transactions as it may take some time to load the window.



Resolved Issues

1. **Resolved issue with duplicate PMTRX transactions brought into with order of special updates during table conversion**
Issue observed where duplicate PMTRX transactions were brought into Account Reconciler window. Issue caused by payment applied to multiple documents shown in the PM30300 table. Issue is now resolved.

Build 16.028 – Aug 23, 2019

Resolved Issues

1. **Resolved issues with Auto Reconciler Menu's missing**
Issue observed that the menu items Auto Reconciler Import Setup & Auto Reconciler Checkbook Setup were missing from the Setup Pane in the Financial Menu. This issue is now resolved.
2. **Fixed problems with GP Search on Account Reconciler Smartlist objects not providing correct results.**
Issue observed with some users when performing a GP search for any column it would not provide any results. Issue was identified to being relates to the Optimization added into the SmartList object and only affected some environments. To overcome problem optimization was turned off.
3. **Resolved Problem with Account Number required validation for Auto Reconciler Checkbook Setup.**
Problem observed that when Auto Reconciler setup set to require Account Number for BAI import it required that an account Number be set regardless of the File Type for the Import ID. This is now resolved so that only BAI file types will have this validation.
4. **Fixed issues with Transactions still appearing in Scrolling window for Combine view of Deposits.**
Issue observed that if Deposit slip contained Cash receipts that had Check Number set on the document that these cash receipts were not being filtered out of the scrolling window when using the combined entry option of Deposits. This problem is now resolved.

Build 16.026 – June 10, 2019

Enhancements

1. **Improved Default Encore Account Reconciler reports.**

The following reporting improvements have been added to the account Reconciler Reports.

- a. Improved the following Account Reconciler reports to display Account Description beside Account Number.
 1. Adjustment Report
 2. Deposit in Transit Report
 3. Detail Report
 4. Outstanding Checks Report
 5. Reconciled Report
 6. Summary Report.
- b. Improved Detail report to also display the Journal No for the transactions.
- c. Improved Reconciled report to also display Journal No and Document Number for transactions.

Screen Output - Account Reconciler - Detail Report

File Edit Tools Find Help Debug sa Fabrikam

Print Send To Modify 0000 Completed 2 Pages

System Date: 07/22/2019 2:57:59 PM Fabrikam, Ltd. Page: 1
 User Date: 07/22/2019 DETAIL REPORT User ID: sa
 Account Reconciler

Chequebook: UPTOWN TRUST Computer-Uptown Trust
 Account: 000-1100-00-
 Statement Date: 06/30/2019

Date	Jrnl No.	Description	Check/Receipt Number	Transaction Amount	Difference
Bank - Balance					
06/30/2019				\$42,055.35	
					\$42,055.35
Bank - Deposits in Transit					
04/12/2017	4,539	Aaron Fitz Electrical test	INV1069	\$49.95	
04/12/2017	3,954	Aaron Fitz Electrical3 test	FYMNT000000000341	\$215.00	
04/12/2017	3,955	Aaron Fitz Electrical3 test	FYMNT000000000342	\$635.53	
04/12/2017	4,746	test		\$5.00	
02/15/2018	4,131	Aaron Fitz Electrical test	FYMNT000000000344	\$650.00	

Screen Output - Account Reconciler - Reconciled Report

File Edit Tools Find Help Debug sa Fabrikam, Ltd

Print Send To Modify 0000 Completed 1 Page

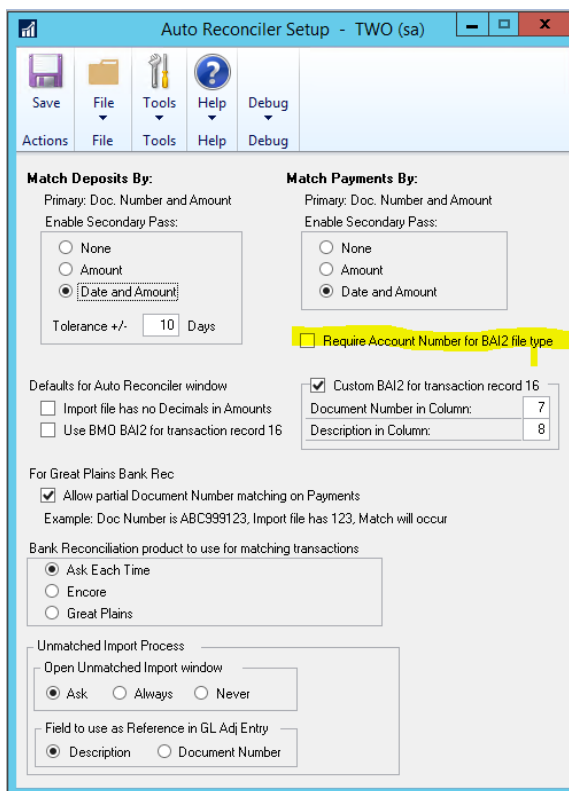
System Date: 07/22/2019 2:59:44 PM Fabrikam, Ltd. Page: 1
 User Date: 07/22/2019 RECONCILED REPORT User ID: sa
 Account Reconciler

Chequebook: UPTOWN TRUST Computer-Uptown Trust
 Account: 000-1100-00-
 Statement Date: 06/30/2019

Date	Cleared Date	Jrnl No.	Doc Number	Description	Transaction Amount
Deposits					
02/15/2018	02/15/2018	4,134	RCT0000000012	buck	\$1.00
08/15/2018	08/15/2018	4,213	RCT0000000015	bob23	\$875.00
08/15/2018	08/15/2018	4,212	WDL0000000014	bob2	\$770.00
08/15/2018	08/15/2018	4,216		dave234	\$1,000.00
08/31/2018	01/31/2019	4,554		Auto Reconciler GL Adjustments	\$13.00
03/12/2019	03/12/2019	4,651	17-0000321	Aaron Fitz Electrical test	\$550.00
03/12/2019	03/12/2019	4,652	17-0000322	Aaron Fitz Electrical test	\$660.00
03/12/2019	03/12/2019	4,653	17-0000323	Aaron Fitz Electrical test	\$880.00
03/12/2019	03/12/2019	4,654	17-0000324	Aaron Fitz Electrical test	\$990.00
03/12/2019	03/12/2019	4,656	17-0000326	Aaron Fitz Electrical test	\$1,200.00
Total:					\$6,939.00

2. New Auto Reconciler Setup option to make Account Number required field in Auto Reconciler Checkbook Setup

This update added so that users would be required to set the Account Number in Auto Reconciler Checkbook Setup for BAI imports.



Auto Reconciler Setup - TWO (sa)

Save File Tools Help Debug

Match Deposits By:
Primary: Doc. Number and Amount
Enable Secondary Pass:
☐ None
☐ Amount
☒ Date and Amount
Tolerance +/- 10 Days

Match Payments By:
Primary: Doc. Number and Amount
Enable Secondary Pass:
☐ None
☐ Amount
☒ Date and Amount

☐ Require Account Number for BAI2 file type

Defaults for Auto Reconciler window
☐ Import file has no Decimals in Amounts
☐ Use BMD BAI2 for transaction record 16

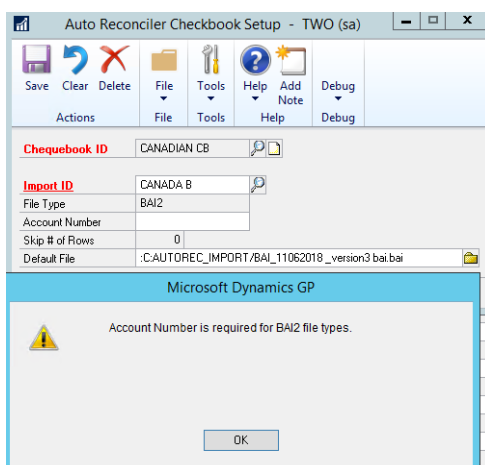
☒ Custom BAI2 for transaction record 16
Document Number in Column: 7
Description in Column: 8

For Great Plains Bank Rec
☒ Allow partial Document Number matching on Payments
Example: Doc Number is ABC999123, Import file has 123, Match will occur

Bank Reconciliation product to use for matching transactions
☒ Ask Each Time
☐ Encore
☐ Great Plains

Unmatched Import Process
Open Unmatched Import window
☒ Ask ☐ Always ☐ Never

Field to use as Reference in GL Adj Entry
☒ Description ☐ Document Number



Auto Reconciler Checkbook Setup - TWO (sa)

Save Clear Delete File Tools Help Add Note Debug

Chequebook ID CANADIAN CB

Import ID CANADA B

File Type BAI2

Account Number

Skip # of Rows 0

Default File :CAUTOREC_IMPORT/BAI_11062018_version3 bai bai

Microsoft Dynamics GP

Account Number is required for BAI2 file types.

OK

3. Improved Unmatched Import User Interface to delete rows.

Update added to the Unmatched Import Window to allow users the ability to delete rows in the window.

Resolved Issues

1. Resolved issues with order of special updates during table conversion

Issue observed that special updates for product would occur during table conversion if Encore Product registration was only item selected. Improved table conversion performance so special updates to occur only if Table Conversion option selected.

2. Resolved SQL validation error on General Ledger.

Problem observed resulting in table missing error when accessing General ledger distributed to Checkbook account. Issue occurs because Account Reconciler installed but table conversion was not run on the company Db. In this case there is a validation check occurring to see if GL was created from Account Reconciler GL adjustments. However, in this case the table for Account Reconciler GL adjustments does not exist. Validation check updated so it will not perform check if table does not exist.

3. Fixed issue with combine entry for Deposit.

Issue observed with Combine entry for Deposit resulting incorrect validation occurring indicating transaction in deposit failed to clear. Issue is now resolved.

4. Resolved problem with Footer amounts failing to update when opening Checkbook.

Problem observed that when new transactions were picked up by Account Reconciler it failed to update the Footer totals for Deposits in Transit and Outstanding Checks. The footer totals updated once the checkbook was saved. This issue is now resolved.

Build 16.025 – April 30, 2019

Enhancements

1. Improved Default Encore AR Smartlist OBJ security task.

Default security task updated to include new Smartlist object AR-Work Transactions.

2. Improved Account Reconciler Reports for additional fields.

The following Account reconciler reports can now be modified for Legend 4 which will display the Account Description from the Checkbook

- Detail Report
- Reconcile Report.
- Summary Report
- Adjustment Report
- Deposits in Transit Report
- Outstanding Checks Report
- Reconciled Report

3. Improved Validation for GL adjustments when attempting to Reconcile Checkbook.

Validation will still occur if you attempt to reconcile the checkbook and there are unposted GL adjustments. This validation is improved now to ignore any 0.00 GL Adjustment Distribution rows in the GL Adjustments User Interface.

Resolved Issues

1. Resolved issues with Use BMO BAI2 for transaction record 16 setting in Auto Reconciler.

Issue observed that is preventing users from saving this selection option in Auto Reconciler setup as well in the Auto Reconciler window. Conflict was occurring with Custom BAI2 option. This issue is now resolved.

2. Fixed problem with GP crashing when importing using Auto Reconciler for BAI file.

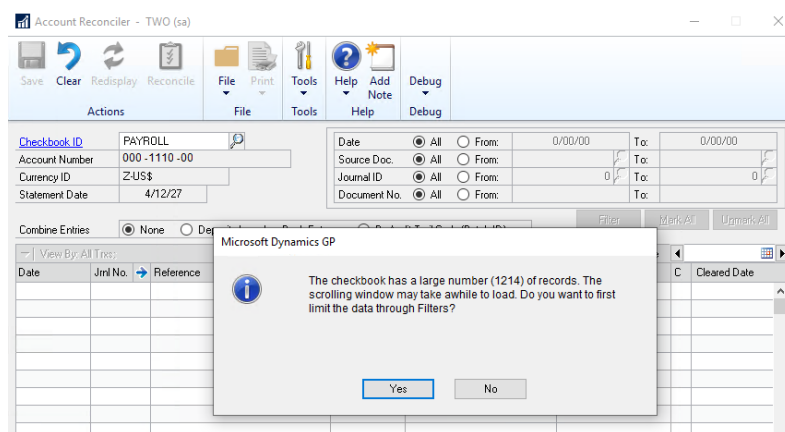
Problem observed if BAI file contained transaction record with > 255 characters. This had caused GP to crash because of the import. This issue is now resolved.

Build 16.024 – April 05, 2019

Enhancements

1. Performance improvement when opening Account Reconciler for Checkbook with large volume of transactions.

New validation will appear when accessing a Checkbook in Account Reconciler when the checkbook has more than 1000 transactions up to the Statement date for the Checkbook ID. This validation will inform you how many records are associated to the checkbook and provide you with the option to first filter the data using the Filters in the window before the records are loaded into the window. By selecting Yes, you will return to the Account Reconciler window for the checkbook ID selected with no records loaded. You can then set the Filter option you wish to use and press Filter to load the records into the window. If you select No it will load all the records into the window.



Resolved Issues

1. Resolved issues with unable to search using Checkbook ID on new AR Work Smartlist object

Issue observed when using the new AR Work SmartList object that users are unable to search using Checkbook ID. This is now resolved, and a new column inserted into BS2002 table for Checkbook ID.

2. Resolved issues with Combined Entry option for Deposit displaying too many records.

Problem observed when using Combined entry option for Deposit that too many records were being displayed in Scrolling window. Issue caused by bad join in back end code for combined view option. Code updated.

3. Fixed problem with switching combined view in Account Reconciler window when no Checkbook was selected.

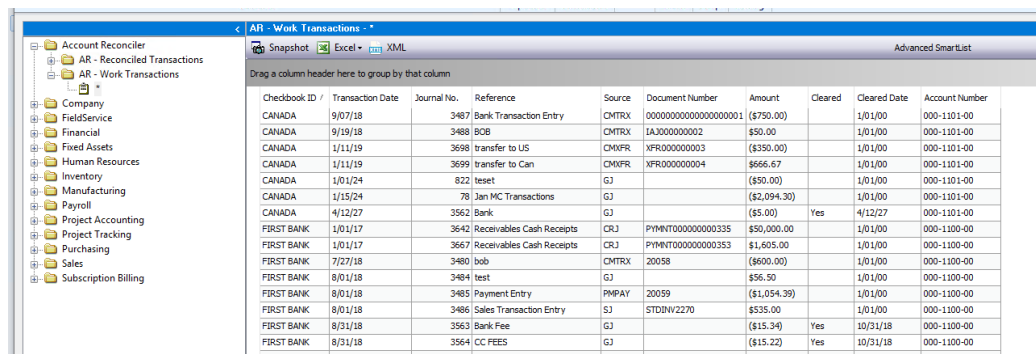
Issue discovered that when you switch combined view in the Account Reconciler window when no checkbook was selected would result in a SQL validation error. This is now resolved so no error will occur.

Build 16.023 – Mar 13, 2019

Enhancements


1. New Smartlist Object for Account Reconciler.

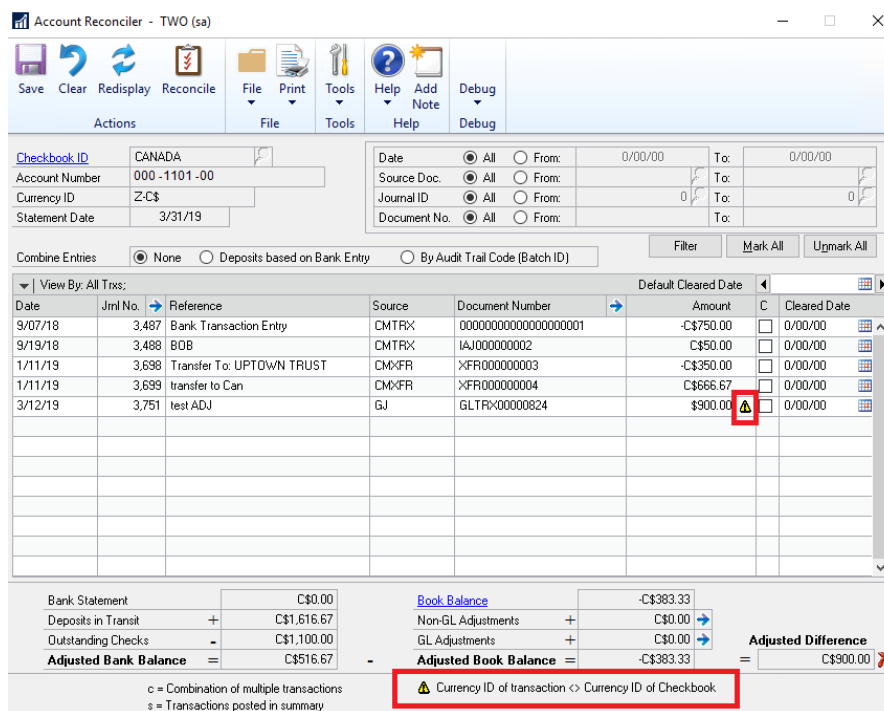
The new AR – Work Transactions Smartlist object will allow you to review all the transactions that have not been reconciled yet in Account Reconciler for all the checkbooks.



Checkbook ID	Transaction Date	Journal No.	Reference	Source	Document Number	Amount	Cleared	Cleared Date	Account Number
CANADA	9/07/18	3487	Bank Transaction Entry	CMTRX	00000000000000000001	(\$750.00)		1/01/00	000-1101-00
CANADA	9/19/18	3488	BOB	CMTRX	IA30000000000000000002	\$50.00		1/01/00	000-1101-00
CANADA	1/11/19	3698	transfer to US	CMWFR	XFR00000000000000000003	(\$350.00)		1/01/00	000-1101-00
CANADA	1/11/19	3699	transfer to Can	CMWFR	XFR00000000000000000004	\$666.67		1/01/00	000-1101-00
CANADA	1/01/24	822	teset	GJ		(\$50.00)		1/01/00	000-1101-00
CANADA	1/15/24	78	Jan MC Transactions	GJ		(\$2,094.30)		1/01/00	000-1101-00
CANADA	4/12/27	3562	Bank	GJ		(\$5.00)	Yes	4/12/27	000-1101-00
FIRST BANK	1/01/17	3642	Receivables Cash Receipts	CRJ	PYMT000000000000000000335	\$50,000.00		1/01/00	000-1100-00
FIRST BANK	1/01/17	3667	Receivables Cash Receipts	CRJ	PYMT000000000000000000353	\$1,605.00		1/01/00	000-1100-00
FIRST BANK	7/27/18	3480	bob	CMTRX	20058	(\$600.00)		1/01/00	000-1100-00
FIRST BANK	8/01/18	3484	test	GJ		\$56.50		1/01/00	000-1100-00
FIRST BANK	8/01/18	3485	Payment Entry	PMPAY	20059	(\$1,054.39)		1/01/00	000-1100-00
FIRST BANK	8/01/18	3486	Sales Transaction Entry	SJ	STDINV2270	\$535.00		1/01/00	000-1100-00
FIRST BANK	8/31/18	3563	Bank Fee	GJ		(\$15.34)	Yes	10/31/18	000-1100-00
FIRST BANK	8/31/18	3564	CC FEES	GJ		(\$15.22)	Yes	10/31/18	000-1100-00
FIRST BANK	8/31/18	3565	CC FEES	GJ		(\$15.10)	Yes	10/31/18	000-1100-00

2. New Flag to identify transactions created in a different Currency than the Checkbook Currency.

A new flag, , to appear next to the transaction amount if the Currency for the transaction is different than the currency of the checkbook.



Account Reconciler - TWO (sa)


Save Clear Redisplay Reconcile File Print Tools Help Add Note Debug

Checkbook ID: CANADA Account Number: 000-1101-00 Currency ID: Z-C\$ Statement Date: 3/31/19

Date: All From: 0/00/00 To: 0/00/00 Source Doc: All From: 0 To: 0 Journal ID: All From: 0 To: 0 Document No: All From: 0 To: 0

Combine Entries: ☒ None ☐ Deposits based on Bank Entry ☐ By Audit Trail Code (Batch ID)

View By: All Trxs


Date	Jrnl No.	Reference	Source	Document Number	Amount	C	Cleared Date
9/07/18	3,487	Bank Transaction Entry	CMTRX	0000000000000000000001	-C\$750.00		0/00/00
9/19/18	3,488	BOB	CMTRX	IAJ00000000000000000002	C\$50.00		0/00/00
1/11/19	3,698	Transfer To: UPTOWN TRUST	CMWFR	XFR00000000000000000003	-C\$350.00		0/00/00
1/11/19	3,699	transfer to Can	CMWFR	XFR00000000000000000004	C\$666.67		0/00/00
3/12/19	3,751	test ADJ	GJ	GLTR:000000824	\$900.00		0/00/00

Bank Statement: C\$0.00 Deposits in Transit: + C\$1,616.67 Outstanding Checks: - C\$1,100.00 Adjusted Bank Balance: = C\$516.67

Book Balance: -C\$383.33 Non-GL Adjustments: + C\$0.00 GL Adjustments: + C\$0.00 Adjusted Book Balance: = -C\$383.33

Adjusted Difference: C\$900.00

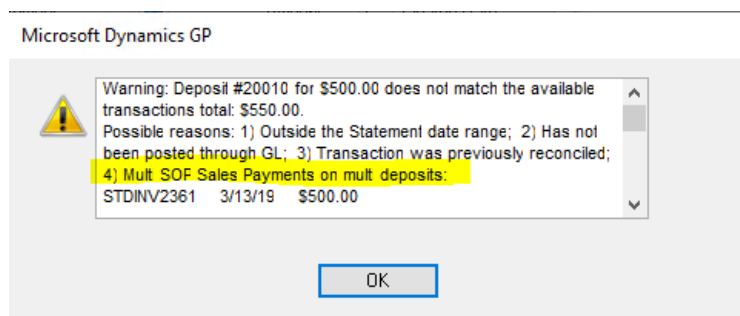
c = Combination of multiple transactions s = Transactions posted in summary

 Currency ID of transaction <> Currency ID of Checkbook

Resolved Issues

1. Resolved issues with Combine Entries option for Deposits based on Bank Entry

Issue observed when Deposit contained multiple checks that were generated directly on the SOP transaction. Such transactions would be created as a single GL transaction instead of as individual JE for each payment as the multiple payments were generated when the Sales Transaction was posted. As such should the user clear the deposit slip the system was attempting to look for 2 entries instead of a single entry for the combined amount. Account Reconciler is now updated for a secondary pass to occur for such transactions. The validation message also updated to indicate potential split SOP payments should the deposit slip only contain 1 of the many payments generated from the SOP transaction.



Build 16.022 – Jan 01, 2019

Enhancements

1. User Interface changes for Account Reconciler.

Currency ID field in the line item scrolling window is no longer visible. It was removed as cleanup for the window as it was felt the field was no longer necessary. Transaction amounts displayed will be based on the Currency ID listed on the Header of the Window.

Account Reconciler - TWO (sa)

Save Clear Redisplay Reconcile File Print Tools Help Add Note Debug

Actions File Tools Help Debug

Checkbook ID: CANADA
 Account Number: 000-1101-00
 Currency ID: Z-C\$
 Statement Date: 1/31/19

Date: ☒ All ☐ From: 0/00/00 To: 0/00/00
 Source Doc.: ☒ All ☐ From: To:
 Journal ID: ☒ All ☐ From: 0 To: 0
 Document No.: ☒ All ☐ From: To:

Combine Entries: ☒ None ☐ Deposits based on Bank Entry ☐ By Audit Trail Code (Batch ID)

Filter Mark All Unmark All

View By: All Trxs; Default Cleared Date: 0/00/00

Date	Jrnl No.	Reference	Source	Document Number	Amount	C	Cleared Date
9/07/18	3,487	Bank Transaction Entry	CMTRX	00000000000000000001	-C\$750.00	<input type="checkbox"/>	0/00/00
9/19/18	3,488	BOB	CMTRX	IAJ000000002	C\$50.00	<input type="checkbox"/>	0/00/00
1/11/19	3,698	Transfer To: UPTOWN TRUST	CMXFR	XFR000000003	-C\$350.00	<input type="checkbox"/>	0/00/00
1/11/19	3,699	transfer to Can	CMXFR	XFR000000004	C\$666.67	<input type="checkbox"/>	0/00/00

Bank Statement	C\$0.00	Book Balance	-C\$383.33
Deposits in Transit	+ C\$716.67	Non-GL Adjustments	+ C\$0.00
Outstanding Checks	- C\$1,100.00	GL Adjustments	+ C\$0.00
Adjusted Bank Balance	= -C\$383.33	Adjusted Book Balance	= -C\$383.33
		Adjusted Difference	= C\$0.00

c = Combination of multiple transactions
 s = Transactions posted in summary

Resolved Issues

1. Resolved issues with Bank Transfers from other checkbooks pulling incorrect Transaction amount.

Issue observed when transferring funds using Bank Transfer from one checkbook to another. It was not displaying the correct Originating amount for the foreign currency checkbook. This issue is now resolved.

2. Resolved issues with Secondary pass failing to kick off for Auto Reconciler when document number field was blank.

This obscure issue would only occur if the transaction in the bank statement had a blank document number and Auto Reconciler was set for a secondary pass. This would then fail to perform a secondary pass for the transaction.

Build 16.021 – Oct 24, 2018

Enhancements

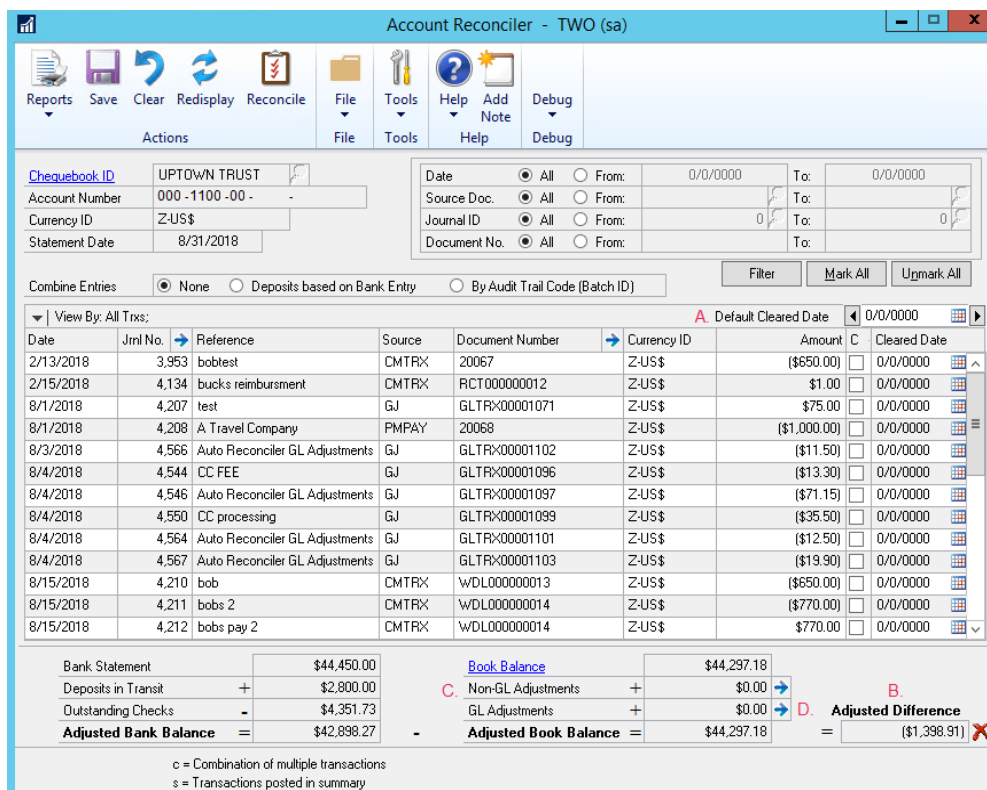
1. Improved Encore Account & Auto Reconciler for GL adjustments Option.

A new GL Adjustment feature has been added to both Account Reconciler and Auto Reconciler in this build. The functionality added will allow for the creation of General Ledger Adjustments at the time of reconciliation to account for any miscellaneous transaction lines that appear on your bank statement that do not currently exist in your GP environment. The following updates have been made.

[Account Reconciler updates](#)

The Account Reconciler User Interface has been updated for the following changes:

- Default Cleared Date field moved to be in-line with the Clear date in the scrolling window. New VCR buttons added to advance the date entered forward or backwards by a day. This makes the field more obvious and useable.
- Moved the Adjusted Difference field to be in line with the Adjusted Bank Balance and Adjusted Book Balance making the calculation more evident.
- Relabeled Adjustments field to be Non-GL Adjustments.
- Added new GL Adjustments field with a zoom into. The zoom into will open a new User Interface window where you would start the GL entry creation by entering in the transaction amount and the offset account for the GL entry.



Account Reconciler - TWO (sa)

Actions: Reports, Save, Clear, Redisplay, Reconcile, File, Tools, Help, Add Note, Debug

Fields: Chequebook ID: UPTOWN TRUST, Account Number: 000 -1100 -00 -, Currency ID: Z-US\$, Statement Date: 8/31/2018

Filters: Date: All, From: 0/0/0000, To: 0/0/0000; Source Doc: All, From: 0/0/0000, To: 0/0/0000; Journal ID: All, From: 0/0/0000, To: 0/0/0000; Document No: All, From: 0/0/0000, To: 0/0/0000

Combine Entries: ☒ None ☐ Deposits based on Bank Entry ☐ By Audit Trail Code (Batch ID)

View By: All Trxs

Date	Jml No.	Reference	Source	Document Number	Currency ID	Amount	Cleared Date
2/13/2018	3,953	bobtest	CMTRX	20067	Z-US\$	(\$650.00)	0/0/0000
2/15/2018	4,134	bucks reimbursment	CMTRX	RCT0000000012	Z-US\$	\$1.00	0/0/0000
8/1/2018	4,207	test	GJ	GLTRX00001071	Z-US\$	\$75.00	0/0/0000
8/1/2018	4,208	A Travel Company	PMPAY	20068	Z-US\$	(\$1,000.00)	0/0/0000
8/3/2018	4,566	Auto Reconciler GL Adjustments	GJ	GLTRX00001102	Z-US\$	(\$11.50)	0/0/0000
8/4/2018	4,544	CC FEE	GJ	GLTRX00001096	Z-US\$	(\$13.30)	0/0/0000
8/4/2018	4,546	Auto Reconciler GL Adjustments	GJ	GLTRX00001097	Z-US\$	(\$71.15)	0/0/0000
8/4/2018	4,550	CC processing	GJ	GLTRX00001099	Z-US\$	(\$35.50)	0/0/0000
8/4/2018	4,564	Auto Reconciler GL Adjustments	GJ	GLTRX00001101	Z-US\$	(\$12.50)	0/0/0000
8/4/2018	4,567	Auto Reconciler GL Adjustments	GJ	GLTRX00001103	Z-US\$	(\$19.90)	0/0/0000
8/15/2018	4,210	bob	CMTRX	WDL0000000013	Z-US\$	(\$650.00)	0/0/0000
8/15/2018	4,211	bobs 2	CMTRX	WDL0000000014	Z-US\$	(\$770.00)	0/0/0000
8/15/2018	4,212	bobs pay 2	CMTRX	WDL0000000014	Z-US\$	\$770.00	0/0/0000

Summary:

Bank Statement	\$44,450.00	Book Balance	\$44,297.18
Deposits in Transit	+\$2,800.00	Non-GL Adjustments	+\$0.00
Outstanding Checks	-\$4,351.73	GL Adjustments	+\$0.00
Adjusted Bank Balance	= \$42,898.27	Adjusted Book Balance	= \$44,297.18
		Adjusted Difference	= (\$1,398.91)

c = Combination of multiple transactions
s = Transactions posted in summary

Account Reconciler GL Adjustment Entry

This new window is accessible from the 'zoom into' in the Account Reconciler window for the selected Chequebook but can also be accessed from the menu in the Transactions pane of the Financials menu in the Encore Reconciler folder. From within the GL Adjustment Entry window enter the GL adjustment for the chequebook by entering in the transaction amount. The Date will default to the Statement Date.

The GL will be created based on the Grouping option of:

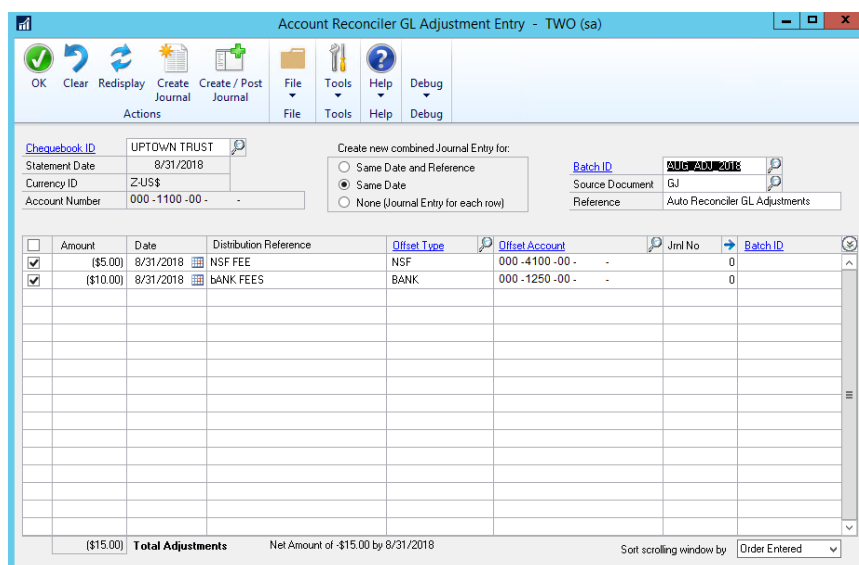
- Same Date and Reference – Every line with the same Date and Reference will be grouped into a single GL entry
- Same Date – Every line with the Same Date will be grouped into a single GL entry
- None - Each line will generate its own unique GL entry transaction.

Note that the Total Adjustments section at the bottom of the window will display the total GL amount based on the grouping selection when you select any line in the window.

Each Line requires the following to be able to generate a JE:

- An Amount (Negative to credit the Checkbook Account, Positive to Debit the Checkbook account)
- Date
- Reference – (not required if Same Date is selected during creation as reference on line will be changed to GL reference and reference will be set from the header.)
- Offset Account. – This can default in automatically based on the Offset Type created. Further details below regarding this option.
- Batch ID set in the window header.

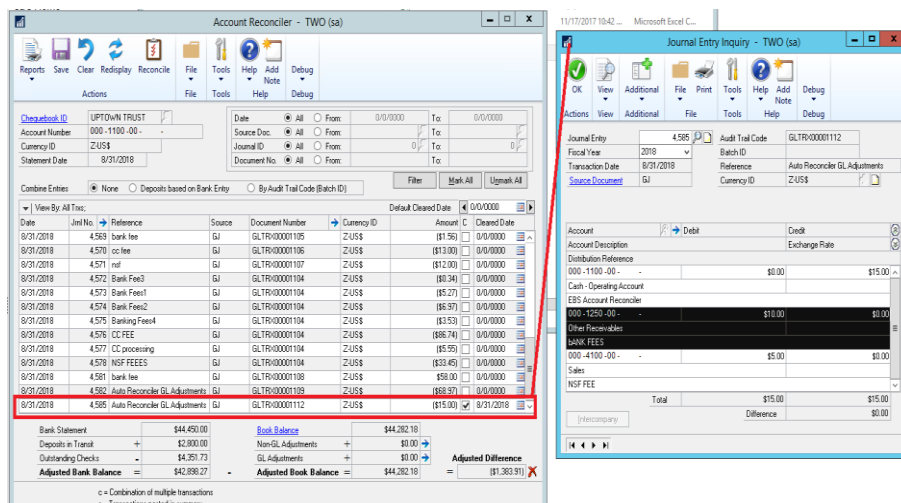
Note that you can start the creation process without Creating the GL. The transaction lines entered in this window will apply to the GL Adjustments amount listed in the Account Reconciler window and record stored in the BS2012 table.



When you are ready to create the GL entry you have 2 options available:

- Create Journal** – This will create the Journal Entry and assign it to the Batch ID but will not post the transaction. Should you wish to post the Journal Entry you can select the transaction line from this window and select the Create /Post Journal option, or post the transaction from Transaction Entry, or alternatively post the batch.
- Create / Post Journal** – This will create the Journal Entry and post the transaction through Transaction level posting. Should Transaction level posting not be authorized or the user does not have permission to post then a validation will occur. Note that this option can also be used for Journal Entries already created and listed in the window.

Once the Transaction has been posted it will automatically be pulled into the Account Reconciler window and flagged as cleared. The lines will be removed from the Account Reconciler GL adjustment Entry and the GI Adjustment Amount will be updated accordingly.



Account Reconciler - TWO (sa)

Chequebook ID: UFTOWN TRUST
 Account Number: 000-1100-00
 Currency ID: ZUS\$
 Statement Date: 8/31/2018

Date: All From: 0/0/0000 To: 0/0/0000
 Source Doc: All From: To:
 Journal ID: All From: To:
 Document No: All From: To:

Combine Entries: ☐ None ☐ Deposits based on Bank Entry ☐ By Audit Trail Code (Batch ID)

View By: All Transactions

Date	Jnl No	Reference	Source	Document Number	Currency ID	Amount	C	Cleared Date
8/31/2018	4581	bank fee	GI	GLTR00001105	ZUS\$	(\$1.56)		0/0/0000
8/31/2018	4570	cc fee	GI	GLTR00001106	ZUS\$	(\$13.00)		0/0/0000
8/31/2018	4571	nsf	GI	GLTR00001107	ZUS\$	(\$12.00)		0/0/0000
8/31/2018	4572	Bank Fee3	GI	GLTR00001104	ZUS\$	(\$6.34)		0/0/0000
8/31/2018	4573	Bank Fee1	GI	GLTR00001104	ZUS\$	(\$5.27)		0/0/0000
8/31/2018	4574	Bank Fee2	GI	GLTR00001104	ZUS\$	(\$6.97)		0/0/0000
8/31/2018	4575	Banking Fee4	GI	GLTR00001104	ZUS\$	(\$3.53)		0/0/0000
8/31/2018	4576	CC FEE	GI	GLTR00001104	ZUS\$	(\$6.74)		0/0/0000
8/31/2018	4577	CC processing	GI	GLTR00001104	ZUS\$	(\$5.55)		0/0/0000
8/31/2018	4578	NSF FEES	GI	GLTR00001104	ZUS\$	(\$5.45)		0/0/0000
8/31/2018	4580	bank fee	GI	GLTR00001108	ZUS\$	(\$50.00)		0/0/0000
8/31/2018	4582	Auto Reconciler GL Adjustments	GI	GLTR00001109	ZUS\$	(\$68.97)		0/0/0000
8/31/2018	4585	Auto Reconciler GL Adjustments	GI	GLTR00001112	ZUS\$	(\$15.00)		8/31/2018

Bank Statement: \$44,450.00
 Deposits in Transit: \$2,300.00
 Outstanding Checks: \$4,293.73
 Adjusted Bank Balance: \$42,896.27

Bank Balance: \$44,262.18
 NonGL Adjustments: \$0.00
 GL Adjustments: \$0.00
 Adjusted Bank Balance: \$44,262.18

Adjusted Difference: (\$1,365.91)

Journal Entry Inquiry - TWO (sa)

Journal Entry: 4585
 Fiscal Year: 2018
 Transaction Date: 8/31/2018
 Source Document: GI

Audit Trail Code: GLTR00001112
 Batch ID:
 Reference: Auto Reconciler GL Adjustments
 Currency ID: ZUS\$

Account	Debit	Credit
Account Description		Exchange Rate
Distribution Reference		
000-1100-00	\$0.00	\$15.00
Cash - Operating Account		
EBS Account Reconciler		
000-4555-00	\$18.00	\$0.00
Other Receivables		
BANK FEES		
000-4100-00	\$5.00	\$0.00
Sales		
NSF FEE		
Total	\$15.00	\$15.00
Difference	\$0.00	

Offset Type

A new Setup window was added to create the Offset Types. The Offset Type Maintenance window can be accessed by the link available in the GL Adjustment Entry window or by the menu item in the Setup pane for the Financial menu in the Encore Reconciler folder.

The Offset type is a quick method to select the offset account for the GL adjustment you wish to create. You can also set it to automatically default on each line based on the text set in the Reference column. The Offset Type Maintenance record will be stored in the BS2011 table.

To start a new Offset Type, enter in the following:

- Offset Type – Unique ID for the Offset Type being created
- Description – Description for the Offset Type created
- Partial Match Text – Enter in the Text you wish to automatically match on the Reference Column.
- Select the Radio option of how the match will occur. The options are:
 - Starts with or Contains
 - Case insensitive or Case sensitive
- Select or Enter in the Offset Account.

Account Reconciler Setup window

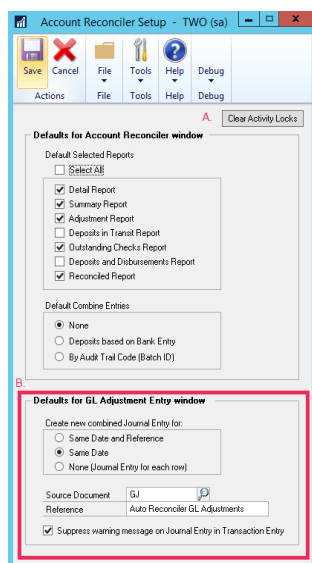
New updates added to the Account Reconciler Setup window which is accessible from the Setup Pane in the Encore Folder on the Finance menu are as follows:

- Clear Activity Locks button moved from bottom of the window to the top.
- New Defaults for GL Adjustment Entry window section.

This new section allows you to specify the following default settings for GL adjustments.

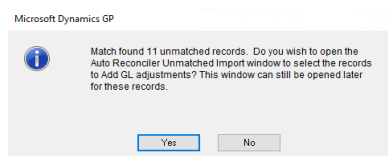
- Default the Create New Combined Journal Entry selection options
 - Same Date and Reference
 - Same Date
 - None

- ii. Default Source Document to be used when creating the Journal Entry transactions.
- iii. Default Reference to be used only for the Same Date Combined option.
- iv. Suppress warning message on Journal Entry in Transaction Entry



Auto Reconciler

When Matching Transactions using Auto Reconciler it will automatically load transaction records that were flagged as 'Match Not Found' when matching to Encore Account Reconciler into the new Table IMP1200. This table is used to review the unmatched records prior to moving them into the Add GL Adjustments window. By default, you will be prompted to open the Auto Reconciler Unmatched Import window, but this option can be set to 'Always' or 'Never'.



Auto Reconciler Unmatched Import

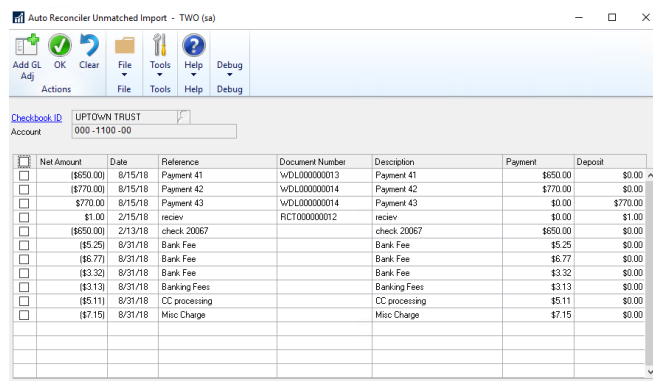
This is a new window that will open automatically or when prompted when matching transactions in Encore Account Reconciler. This window can be opened manually as well through the menu item in the Encore Folder in the Transactions pane of the Financial Menu.

This window will contain the records for transactions from the bank statement that were flagged as 'Match Not Found', in Encore's Account Reconciler. The records will remain in the table until the next match attempt on the same checkbook or if the transaction has been imported over to the GL Adjustments window.

Each transaction will list:

- Net Amount – (Deposit – Payment amount)
- Date – (Transaction date from file)
- Reference – (Defaults based on Auto Reconciler setup can be Doc Number or Description. This field can be edited in this window as well)
- Document Number
- Description
- Payment Amount
- Deposit Amount

From this window select which transactions you wish to add as a GL adjustment by selecting the line and selecting the Add GL Adj option. Once selected this will open the Account Reconciler GL Adjustment Entry window and will be populated with the selected transactions. Should an Offset type match the reference text the Offset account will default in. You can then proceed with generating the GL transactions. Once added to the GL Adjustment window the line will be removed from the Auto Reconciler Unmatched Import window.



	Net Amount	Date	Reference	Document Number	Description	Payment	Deposit
<input type="checkbox"/>	(\$650.00)	8/15/18	Payment 41	WDL000000013	Payment 41	\$650.00	\$0.00
<input type="checkbox"/>	(\$770.00)	8/15/18	Payment 42	WDL000000014	Payment 42	\$770.00	\$0.00
<input type="checkbox"/>	\$770.00	8/15/18	Payment 43	WDL000000014	Payment 43	\$0.00	\$770.00
<input type="checkbox"/>	\$1.00	2/15/18	reciev		reciev	\$0.00	\$1.00
<input type="checkbox"/>	(\$650.00)	2/13/18	check 20067	RCT000000012	check 20067	\$650.00	\$0.00
<input type="checkbox"/>	(\$5.25)	8/31/18	Bank Fee		Bank Fee	\$5.25	\$0.00
<input type="checkbox"/>	(\$6.77)	8/31/18	Bank Fee		Bank Fee	\$6.77	\$0.00
<input type="checkbox"/>	(\$3.32)	8/31/18	Bank Fee		Bank Fee	\$3.32	\$0.00
<input type="checkbox"/>	(\$3.13)	8/31/18	Banking Fees		Banking Fees	\$3.13	\$0.00
<input type="checkbox"/>	(\$5.11)	8/31/18	CC processing		CC processing	\$5.11	\$0.00
<input type="checkbox"/>	(\$7.15)	8/31/18	Misc Charge		Misc Charge	\$7.15	\$0.00

2. Improved Table Conversion and Utilities user Interface.

Table Conversion and Utilities interface updated so that Create Security Tasks is always checked. This will ensure that the Default security tasks will always be updated and maintained when the latest build is installed.

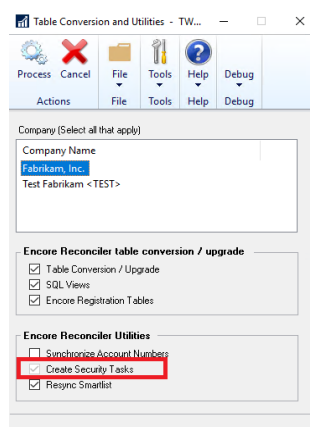


Table Conversion and Utilities - TW...

Process Cancel File Tools Help Debug

Company (Select all that apply)

Company Name
Fabrikam, Inc.
Test Fabrikam <TEST>

Encore Reconciler table conversion / upgrade

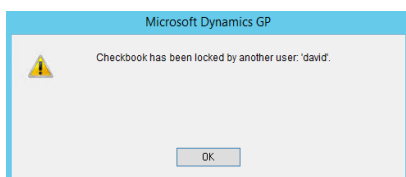
☒ Table Conversion / Upgrade
☒ SQL Views
☒ Encore Registration Tables

Encore Reconciler Utilities

☐ Synchronize Account Numbers
☒ Create Security Tasks
☒ Resync Smartlist

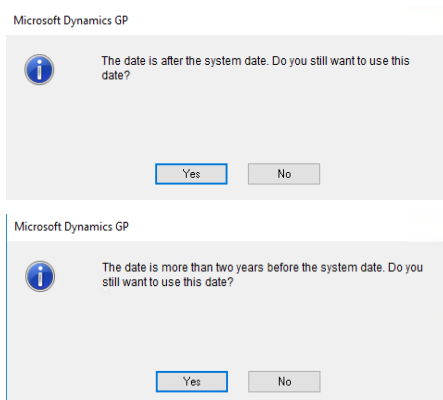
3. Auto Reconciler Activity Lock Validation check.

Improved Auto Reconciler to perform a Validation Check if the Checkbook is locked by another user when attempting to Match transactions in the Account Reconciler. Should a lock be present you will be notified that the Checkbook is locked by another user. To be able to proceed the lock would need to be cleared first which is done by the other user existing the checkbook in Account Reconciler.



4. New Bank Statement Date validation for Checkbook Statement Entry.

New Validation will occur if the Bank Statement Date entered in Checkbook Statement Entry is after the GP system Date or more than two years before the system date. This update to assist users in ensuring the correct date was entered for the Bank Statement date in Checkbook Statement Entry.



Resolved Issues

1. Resolved issues with Illegal Address message while using Auto Reconciler.

Issue observed when using Auto Reconciler to match transactions to Encore Account Reconciler. SQL error message would have appeared if Account Reconciler window was not open. This is now resolved, and the user no longer requires that Account Reconciler window be open while using Auto Reconciler.

Build 16.020 – Sept 11, 2018

Resolved Issues

1. Resolved Problem with Activity Lock failing to be cleared for Checkbook.

Problem observed that Activity Lock on checkbook failed to be cleared when saving the checkbook. Issue only occurred if Checkbook statement entry window was open on the same checkbook when saving in the Account Reconciler window. This issue is now resolved.

Build 16.019 – Aug 02, 2018

Resolved Issues

1. Resolved Problem with duplicate transaction pulled into Account Reconciler Table.

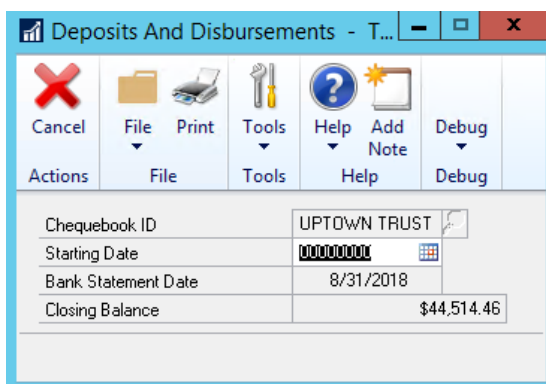
Problem observed that caused a duplicate transaction to be pulled into the Account Reconciler. Issue occurred when a credit note applied to the same Voucher number. This issue is now resolved.

2. Fixed Problem with Account Reconciler Reset window not displaying transactions.

Issue observed that if Year Setup in GP was for 2-digit year instead of 4-digit year it failed to pull in the transactions into the Reset Utility window. This is now resolved.

3. Fixed issues with GP locking up when selecting Checkbook that did not exist in the Deposit and Disbursements report window.

Issue observed that GP would lock up should the user select a Checkbook ID in the Deposit and Disbursements report window that was not yet created in the Account Reconciler. By default, when accessing the report window, it would default with the Checkbook ID that you currently have accessed in Account Reconciler. To resolve this the lookup is now disabled in this User Interface. Should you require to print the Deposits and Disbursements report for a separate checkbook you will need to access that checkbook in the Account Reconciler window first and then print the report.



Build 16.018 – May 01, 2018

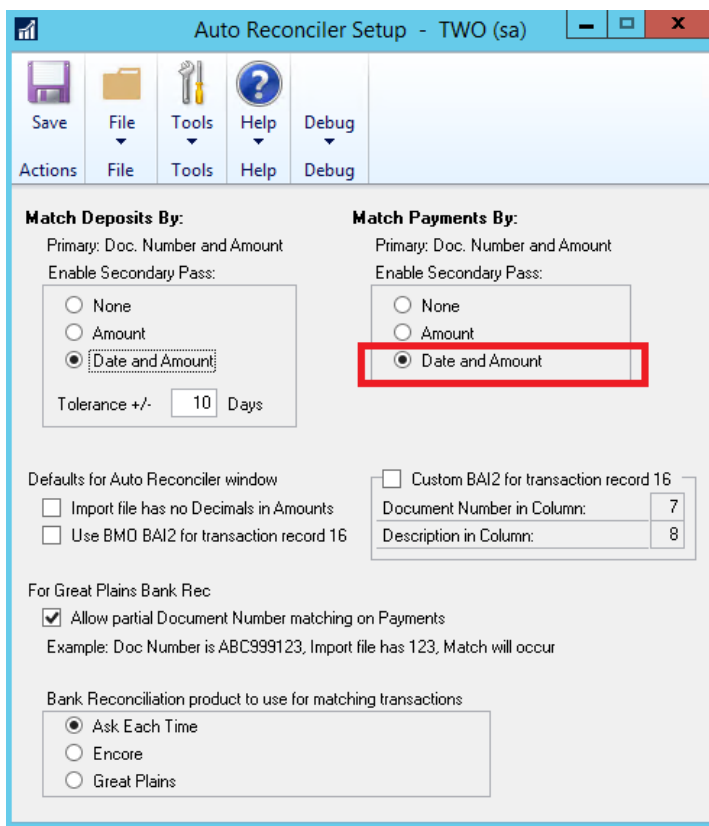
Enhancements

1. Improved behavior for Account Adjustments window when leaving checkbook.

If you have the Account Adjustments window open for a checkbook while in the Account Reconciler window the Adjustments window will now close when you leave the checkbook or close the Account Reconciler window.

2. Improved Auto Reconciler for Secondary Pass Option when matching payments.

Secondary Pass option for Date and Amount on Payments is now compatible with Encore Reconciler. Previously this option was only compatible when matching to GP Bank Reconciler. You can enable the secondary pass options through the Auto Reconciler Setup window (Microsoft Dynamics GP >> Tools >> Setup >> Financials >> Encore Reconciler >> Auto Reconciler Setup)



3. Improve performance loading new records into the Account Reconciler window.

Procedure updated to be SQL insert for both open and historical records.

Performance improvement is noticeable for new installations of Account Reconciler.

Build 16.017 – Mar 09, 2018

Enhancements

1. Improved Auto reconciler to specify position of Document Number and Description for BAI file import.

New option added for Auto Reconciler to give the user the option to specify the columns for Document Number and Description on the BAI file. This option can be set to default as enabled in the Auto Reconciler Setup window. By default, the positions are set to 7 for Document Number and 8 for Description. However, you can adjust the default position numbers should the layout received from the bank force the field to a different position. If enabled in Auto Reconciler Setup, then it will default as enabled in the Auto Reconciler window but can be adjusted on the fly in the window. This feature will only work if the checkbook is set to use BAI file in the Import ID setup. If the Import ID setup is set to use anything but BAI, then this feature will be disabled in the window.

Issue observed when accessing Account reconciler window, the user may receive cannot insert null value into field. Issue caused by ACTNumst fields in BS2002T table not containing data. These fields are not being used for the table as such they were removed to resolve the issue.

2. Resolved problem with Auto reconciler not picking up Document number and Description for BAI files.

Issue observed that Document Number and Description were not being read from BAI file as part of Auto reconciler import. This is now resolved.

Build 16.016 – Jan 08, 2017

Resolved Issues

1. Fixed issues with Auto Reconciler Match failing to Complete when matching with Encore Account reconciler.

Issue observed when deposit on import file was prior to the last transaction on the file. This had caused the Progress window to fail to close and remain open when matching transactions. Issue is now resolved.

Build 16.015 – Dec 22, 2017

Resolved Issues

1. Fixed issues with Auto Reconciler primary pass failing on Deposits.

Issue observed when secondary pass enabled for Deposits. Matching would only match by secondary pass option instead of first attempting to match by primary pass for Deposits. This issue is now resolved.

2. Resolved issues with Account Reconciler SmartList objects for Account Number fields.

SmartList update to set datatype on account number fields so it is account index. This update added to potentially resolve GP search issues on the Account number fields.

3. Resolve GP search issues with Account Reconciler Smartlist Objects.

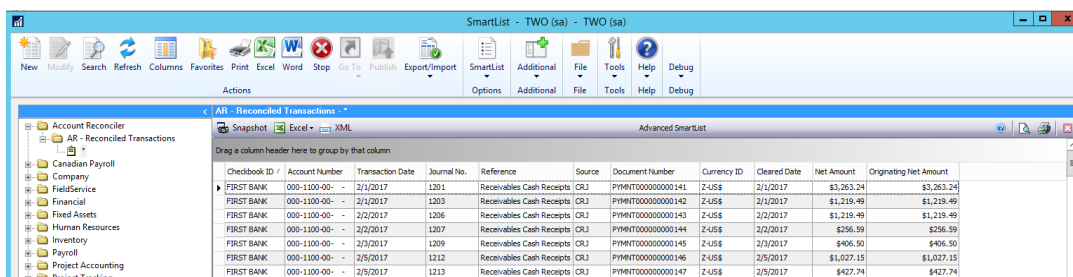
Problem observed that users were unable to search using Journal No and received a SQL error when searching by Net Amount. This issue is now resolved.

Build 16.014 – Nov 27, 2017

Enhancements

1. Added Account Reconciler Reconciled Transactions SmartList Object.

A new default SmartList object has been added which will display all the transactions in the BR30000 Table. This table contains all Transactions that have been reconciled using the Encore Account Reconciler.



Checkbook ID	Account Number	Transaction Date	Journal No.	Reference	Source	Document Number	Currency ID	Cleared Date	Net Amount	Originating Net Amount
FRST BANK	000-1100-00	2/1/2017	1201	Receivables Cash Receipts	CRJ	PPHNT000000000141	Z-US\$	2/1/2017	\$3,263.24	\$3,263.24
FRST BANK	000-1100-00	2/1/2017	1203	Receivables Cash Receipts	CRJ	PPHNT000000000142	Z-US\$	2/1/2017	\$1,219.46	\$1,219.46
FRST BANK	000-1100-00	2/2/2017	1206	Receivables Cash Receipts	CRJ	PPHNT000000000143	Z-US\$	2/2/2017	\$1,219.46	\$1,219.46
FRST BANK	000-1100-00	2/2/2017	1207	Receivables Cash Receipts	CRJ	PPHNT000000000144	Z-US\$	2/2/2017	\$256.59	\$256.59
FRST BANK	000-1100-00	2/3/2017	1209	Receivables Cash Receipts	CRJ	PPHNT000000000145	Z-US\$	2/3/2017	\$406.50	\$406.50
FRST BANK	000-1100-00	2/5/2017	1212	Receivables Cash Receipts	CRJ	PPHNT000000000146	Z-US\$	2/5/2017	\$1,027.15	\$1,027.15
FRST BANK	000-1100-00	2/5/2017	1213	Receivables Cash Receipts	CRJ	PPHNT000000000147	Z-US\$	2/5/2017	\$427.74	\$427.74

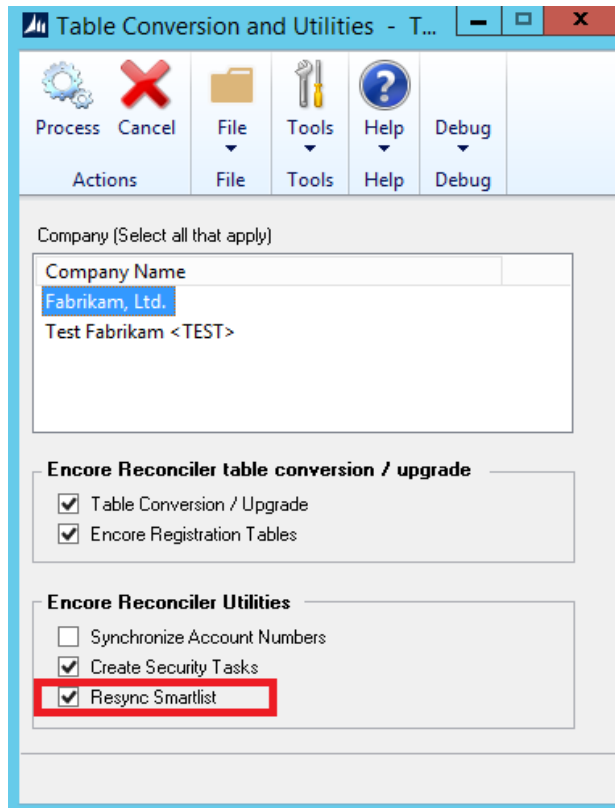
The default columns displayed are:

Checkbook ID	Account Number
Transaction Date	Journal No.
Reference	Source
Document Number	Currency ID
Cleared Date	Net Amount
Originating Net Amount	

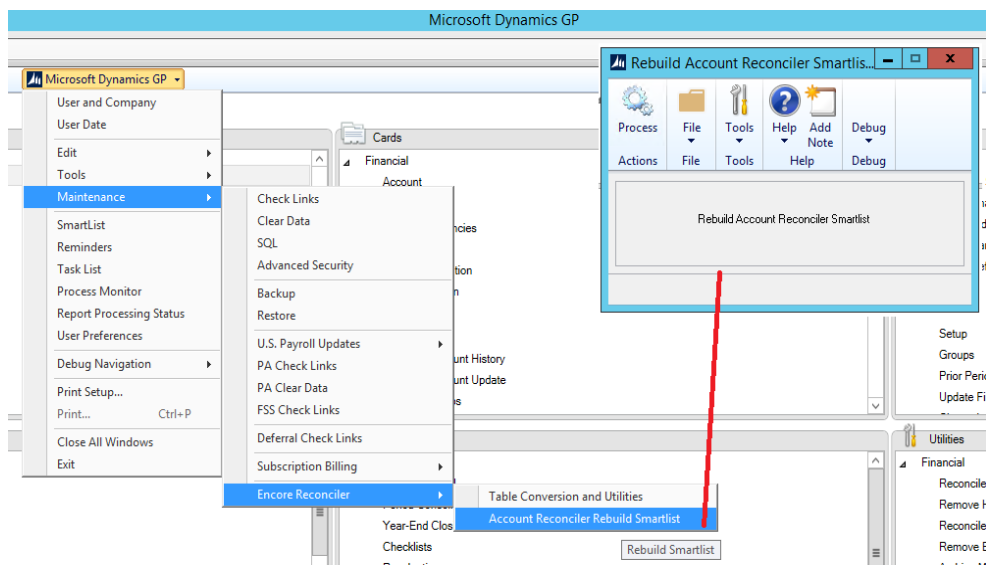
The Additional Columns are:

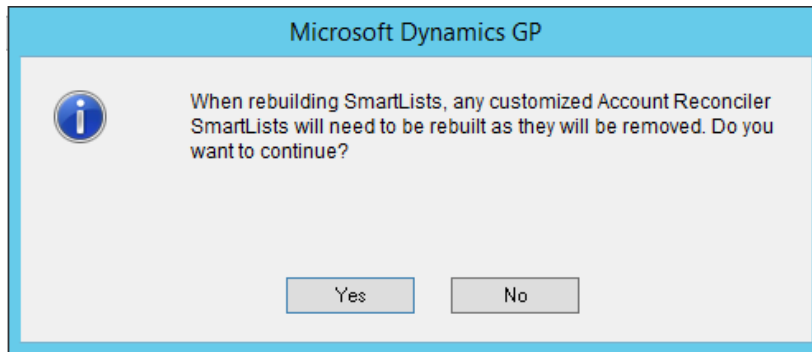
Audit Trail Code	Credit Amount
Debit Amount	Description
Exchange Rate	Exchange Table ID
Fiscal Year	Last Date Edited
Last User	Note Index
Orig Trx Src	Originating Credit Amount
Originating Debit Amount	Originating Master ID
Originating Master Name	Originating Post Date
Originating Sequence Number	Originating TRX Number
Originating TRX Source	Originating TRX Type
Sequence Number	User who posted

With this update a new Checkbox option to Resync SmartList has been added to the Table Conversion and Utilities window. This checkbox is called resync SmartList. This option will update the SmartList object should changes be made to the object by Encore in future build releases for the changes made.



A new Menu option called Account Reconciler Rebuild Smartlist added in the Maintenance Menu. This new menu option will open a new window called Rebuild Account Reconciler Smartlist. This window will give you the ability to rebuild the SmartList object based on the current dictionary installed. Note that Rebuilding the SmartList object will remove any favorites added to the Account Reconciler SmartList object menu. User will be notified of this when selecting the Process Button with a validation confirmation message to proceed.

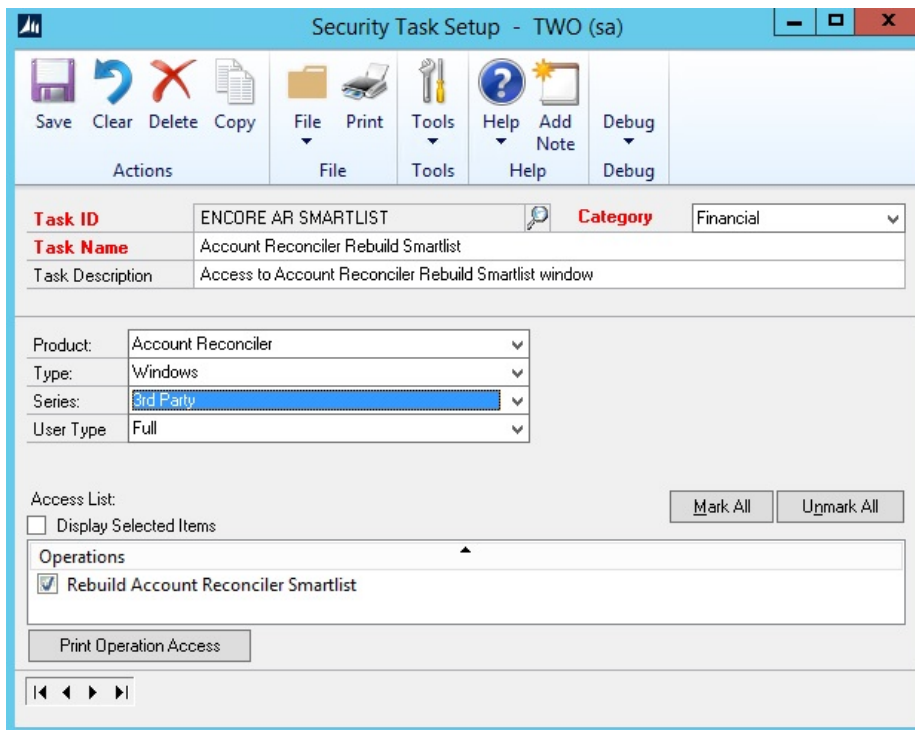




With this update we have added a two new Security Tasks called **ENCORE AR SMARTLIST OBJ** and **ENCORE AR SMARTLIST**. Both Tasks have been added to the default **ENCORE AR POWER USER** role if you include Default security Tasks during table conversion.

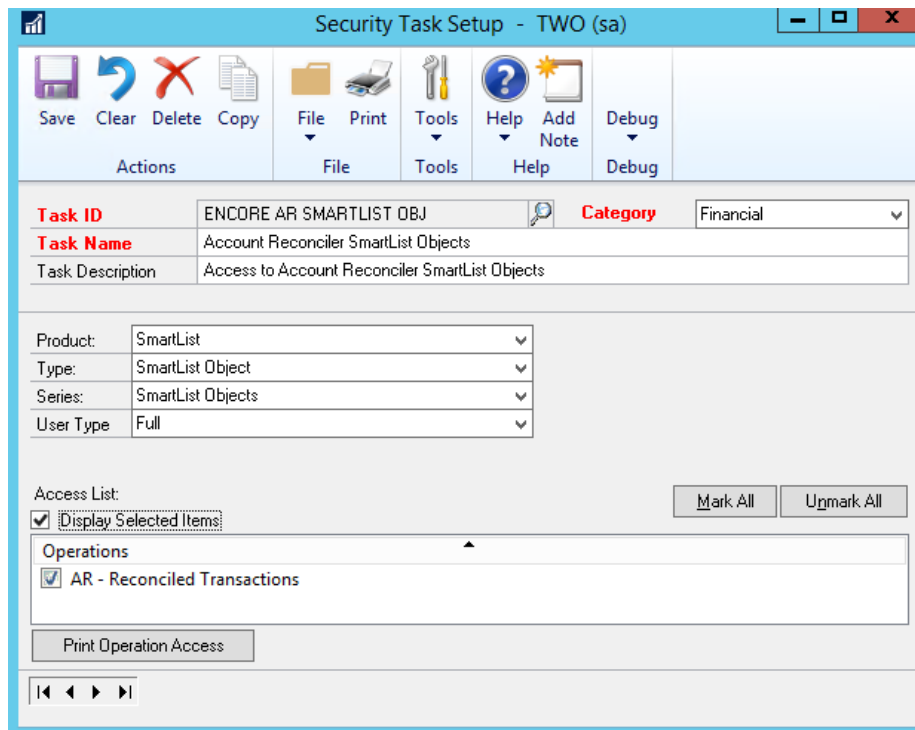
ENCORE AR SMARTLIST

This Security task provides access to the Rebuild Account Reconciler SmartList window.



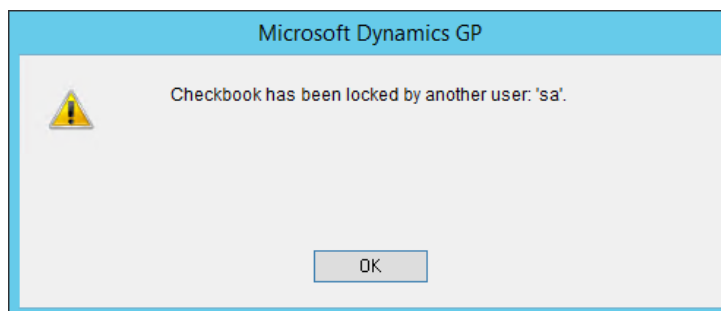
ENCORE AR SMARTLIST OBJ

This Security Task will provide users access to the Smartlist object.

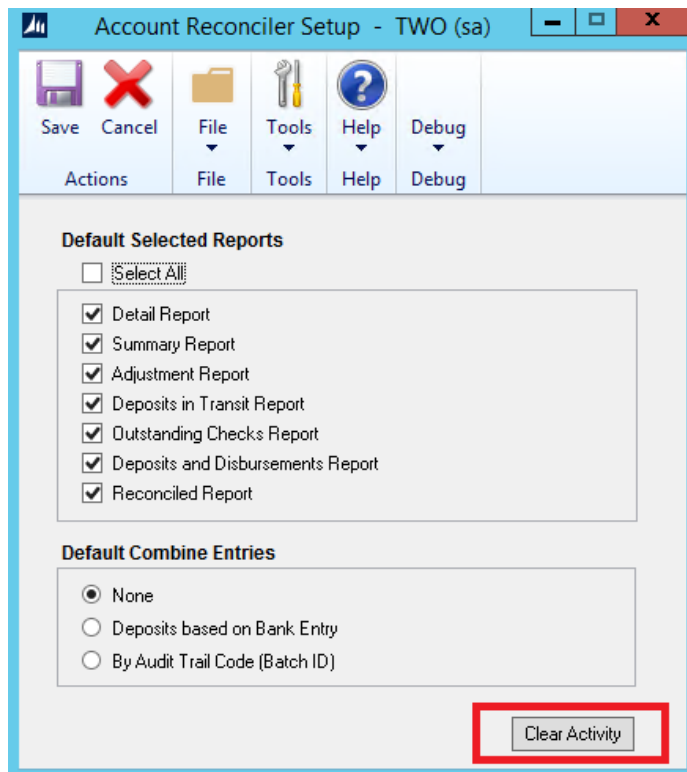


2. New Activity Lock when accessing checkbook in Account Reconciler window.

When a user accesses a checkbook in Account Reconciler window an Activity lock record is now being created in the new table ARActivity in the Company Db. This Activity Lock is associated to the user ID of the employee that accessed the Checkbook. This Lock will prevent other users from accessing the same Checkbook in Account Reconciler window or making changes to the checkbook in Checkbook Statement Entry. Should a user attempt to save a change or access the checkbook in Account Reconciler they will receive a notification that the checkbook has been locked by another user.



The Activity Lock will automatically be cleared when the user Saves the Checkbook, reconciles the Checkbook, or clears out of the Checkbook in the Account Reconciler window. Should the user crash out of GP the lock may not have been cleared automatically and you would need to manually clear the Activity Lock. This can be done by selecting the Clear Activity button in the Account Reconciler Setup window.



3. Improved Auto Reconciler Exception Report for Match to Encore Account Reconciler.

The Exception report will now display the following additional sections:

- **PREVIOUS MATCH: Doc Num & Amt:** This section will contain transactions from the Import file that have been identified as already been flagged as cleared in the Account Reconciler and would have matched by Doc Number and Amount.
- **PREVIOUS MATCH: Amount & Date:** This section will only be displayed if a secondary pass option was enabled. It will contain Transactions from the Bank Statement imported that did not match but a possible match was found by the secondary pass option that was already flagged as cleared.
- **NOT MATCHED DUE TO AMOUNT:** This section will contain transactions from the Bank statement that failed to match but it was observed that a transaction with the same document number was in the Account Reconciler window for a different amount. For example, if DOC001 was on the bank statement for 350.01 but in GP the amount was for 350.00 it would not match when using the Auto Reconciler. However, as the amount is off then the report is informing you of such.

Screen Output - A_Import_Generic_Exceptions

File Edit Tools Find Help Debug sa Fabrikam, Ltd. 10/30/2017

Print Send To Modify 75% Completed 1 Page Page 1

System: 11/24/2017 3:26:41 PM Fabrikam, Ltd. Page: 1
 User Date: 10/30/2017 Bank Reconciliation Import User ID: sa
 Chequebook ID: UPTOWN TRUST

Type Number	Date	Description	Trx Amount	Cleared Amount	Difference
MATCHED					
PMT CASH	10/19/2017	paytrk	(\$556.50)		
DEP payfake00002	10/25/2017	paytrk	\$351.01		
DEP PYMT000000000278	10/31/2017	CASH RE PAY	\$351.01		
PREVIOUS MATCH: Doc.Num & Amt					
PMT PYMT000000000281	4/12/2017	Payment 41	(\$5,682.00)		
PMT 20059	10/30/2017	paytrk	(\$9,000.00)		
PMT 20060	10/6/2017	paytrk	(\$1,312.75)		
PMT XFR0000000002	4/12/2017	TRANSFER	(\$251.00)		
PMT XFR0000000003	11/23/2017	TRANSFER	(\$571.52)		
PREVIOUS MATCH: Amount & Date					
DEP XFR0000000004	11/23/2017	TRANSFER	\$871.74		
PMT 20059fake	10/11/2017	paytrk	(\$9,000.00)		
NOT MATCHED DUE TO AMOUNT					
DEP PYMT000000000282	4/12/2017	Payment 42	\$582.50		
DEP PMT110003	4/12/2017	Payment 43	\$875.84		
DEP SOP1000-000004	10/31/2017	SOP PAYMENT	\$2,500.00		
DEP PYMTXK0000000279	10/31/2017	CASH RE PAY	\$351.00		
DEP PYMT000000000280	10/31/2017	CASH RE PAY	\$351.00		
MATCH NOT FOUND					
DEP PYMTIS50000000144	2/2/2017	Payment 44	\$256.59		
DEP 20058	2/2/2017	Bank Transaction 58	\$500.00		
PMT payfake00001	10/15/2017	paytrk	(\$1,333.54)		
DEP XFR0000000001	5/8/2017	TRANSFER	\$250.00		
PMT XFR0000000001	5/8/2017	TRANSFER	(\$250.00)		
DEP 20009	5/8/2017	DEPOSIT	\$676,939.17		

4. Improved Table Conversion Window.

Table Conversion window section labels and orientation updated to be uniform with other Encore products.

Table Conversion and Utilities - T...

Process Cancel File Tools Help Debug

Actions File Tools Help Debug

Company (Select all that apply)

Company Name
 Fabrikam, Ltd.
 Daves Awsome Incorporated
 Test Fabrikam <TEST>

Encore Reconciler table conversion / upgrade

☒ Table Conversion / Upgrade
☒ Encore Registration Tables

Encore Reconciler Utilities

☐ Synchronize Account Numbers
☒ Create Security Tasks
☒ Resync Smartlist

5. Improved Auto Reconciler for matching with GP Bank Reconciler.

Code has been updated to be able to match Payable Payments and Bank Transfer Transactions when using Auto Reconciler.

6. Improved Auto Reconciler Exception Report for Match to GP Bank Reconciler

The Auto Reconciler Exception report will not indicate two new sections when matching to GP Bank Rec.

- **PREVIOUSLY MATCHED:** This section will contain transactions on the Import file that were identified as already cleared in GP Bank Reconciler by Document Number and Amount.
- **NOT CLEARED:** This section will contain the transactions from the Import file where a match was not found in GP Bank Rec.

Screen Output - A_Import_Generic_Exceptions

File Edit Tools Find Help Debug sa Fabrikam, Ltd. 4/12/2017

Print Send To Modify 100% Completed 1 Page Page 1

System:	11/28/2017 11:02:58 AM	Fabrikam, Ltd.	Page:	1
User Date:	4/12/2017	Bank Reconciliation Import	User ID:	sa
Chequebook ID:	UPTOWN TRUST			

Type Number	Date	Description	Trx Amount	Cleared Amount	Difference
CLEARED					
DEP 2009	10/5/2017	deposit 2	\$1,540.00		
PMT 20026	3/20/2017	check002	(\$368.52)		
DEP XFR000000001	5/8/2017	TRANSFER	\$250.00		
PREVIOUSLY MATCHED					
PMT 20058	2/2/2017	Bank Transaction 58	(\$500.00)		
DEP 2008	1/31/2014	deposit	\$100,939.66		
NOT CLEARED					
DEP PYMNT000000000141	2/1/2017	Payment 41	\$3,263.24		
DEP PYMNT000000000142	2/1/2017	Payment 42	\$1,219.49		
DEP PYMNT000000000143	2/2/2017	Payment 43	\$1,219.49		
DEP PYMNT000000000144	2/2/2017	Payment 44	\$256.59		
PMT 1000.02	7/25/2013	check001	(\$1,000.00)		
PMT 2027	3/25/2017	check003	(\$419.00)		

7. Improved Account Reconciler setup window to close upon save.

Account Reconciler Setup window will now close after you press the Save button in the window.

Resolved Issues

1. Fixed issues with Table Conversion and Utilities in Unregistered Environment.

Issue observed when Table Conversion was performed in Unregistered Environment. After Table Conversion was performed the Table Conversion and utilities menu option was hidden. This is now resolved.

2. Resolved problem with Auto Reconciler matching to GP Bank Rec.

Problem observed that if user had Reconcile Bank Statements window open to the checkbook that is loaded in Auto Reconciler and no statement date and cut off date was entered the system failed to kick off validation that statement date and cut off date were missing. This issue is now resolved, and proper validation will occur.

3. Fixed Verbiage issue on Combine Deposits validation.

Verbiage issue noticed on Validation message that appears when clearing deposit slip if transaction in deposit is not in the statement period. Verbiage is now resolved.

4. Resolved Issues with Clear Date failing to be kept when clearing transaction in Account Reconciler.

Issue was observed that if you change the clear date on a transaction line after flagging the transaction as cleared it reverted to the original transaction date as the clear date. This is now resolved.

5. Fixed problem with GP crashing when clearing Transactions posted in summary in the Account Reconciler window.

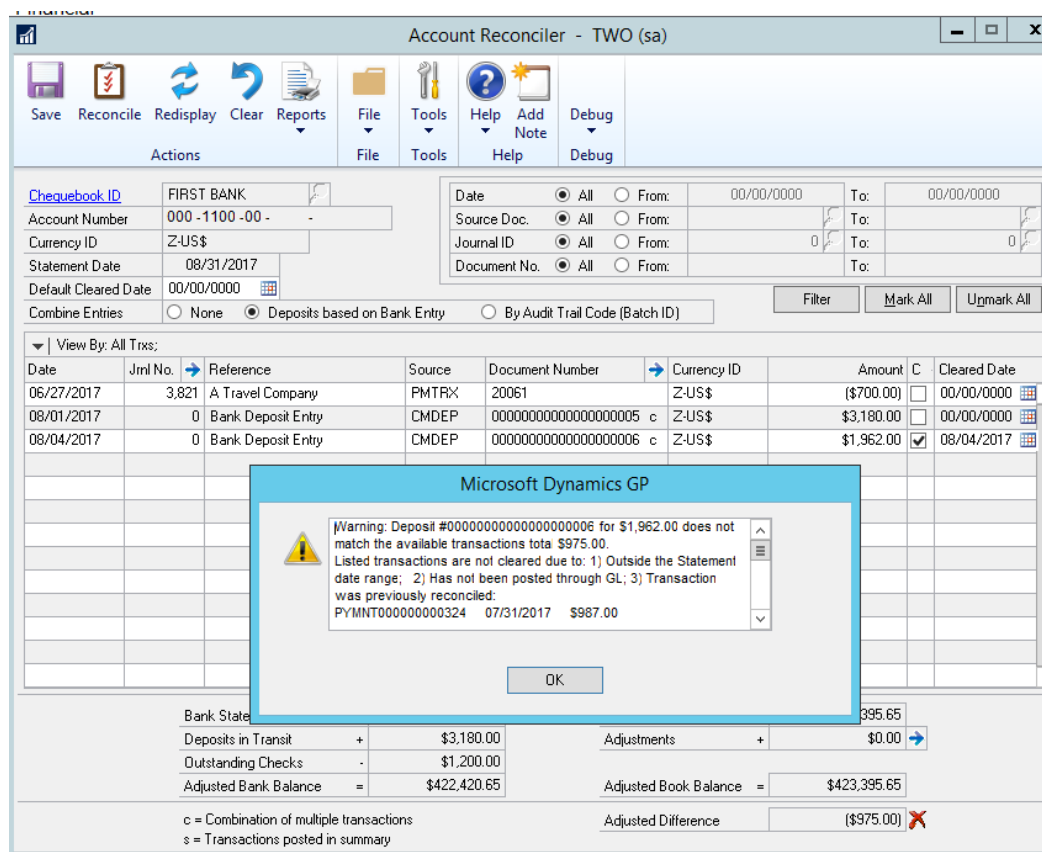
Problem was observed which caused GP to crash after selecting the clear checkbox on the transaction if the transaction was posted in summary. This is now resolved.

Build 16.013 – Oct 05, 2017

Enhancements

1. Improved Validation when Clearing Deposit slip in Combine view of Deposits.

Improved Validation message to also account for unposted Transactions in the Deposit Slip.



Account Reconciler - TWO (sa)

Actions: Save, Reconcile, Redisplay, Clear, Reports, File, Tools, Help, Add Note, Debug

Filters: Date: All, From: 00/00/0000, To: 00/00/0000; Source Doc: All, From: , To: ; Journal ID: All, From: 0, To: 0; Document No: All, From: , To: .

Combine Entries: None, Deposits based on Bank Entry, By Audit Trail Code (Batch ID)

View By: All Trxs:

Date	Jml No.	Reference	Source	Document Number	Currency ID	Amount	C	Cleared Date
06/27/2017	3,821	A Travel Company	PMTRX	20061	Z-US\$	(\$700.00)		00/00/0000
08/01/2017	0	Bank Deposit Entry	CMDEP	00000000000000000005	c Z-US\$	\$3,180.00		00/00/0000
08/04/2017	0	Bank Deposit Entry	CMDEP	00000000000000000006	c Z-US\$	\$1,962.00		08/04/2017

Microsoft Dynamics GP

Warning: Deposit #00000000000000000006 for \$1,962.00 does not match the available transactions total \$975.00. Listed transactions are not cleared due to: 1) Outside the Statement date range; 2) Has not been posted through GL; 3) Transaction was previously reconciled: PYMNT000000000324 07/31/2017 \$987.00

OK

Bank Statement: 395.65

Deposits in Transit	+	\$3,180.00	Adjustments	+	\$0.00
Outstanding Checks	-	\$1,200.00			
Adjusted Bank Balance	=	\$422,420.65	Adjusted Book Balance	=	\$423,395.65
			Adjusted Difference		(\$975.00)

c = Combination of multiple transactions
s = Transactions posted in summary

Resolved Issues

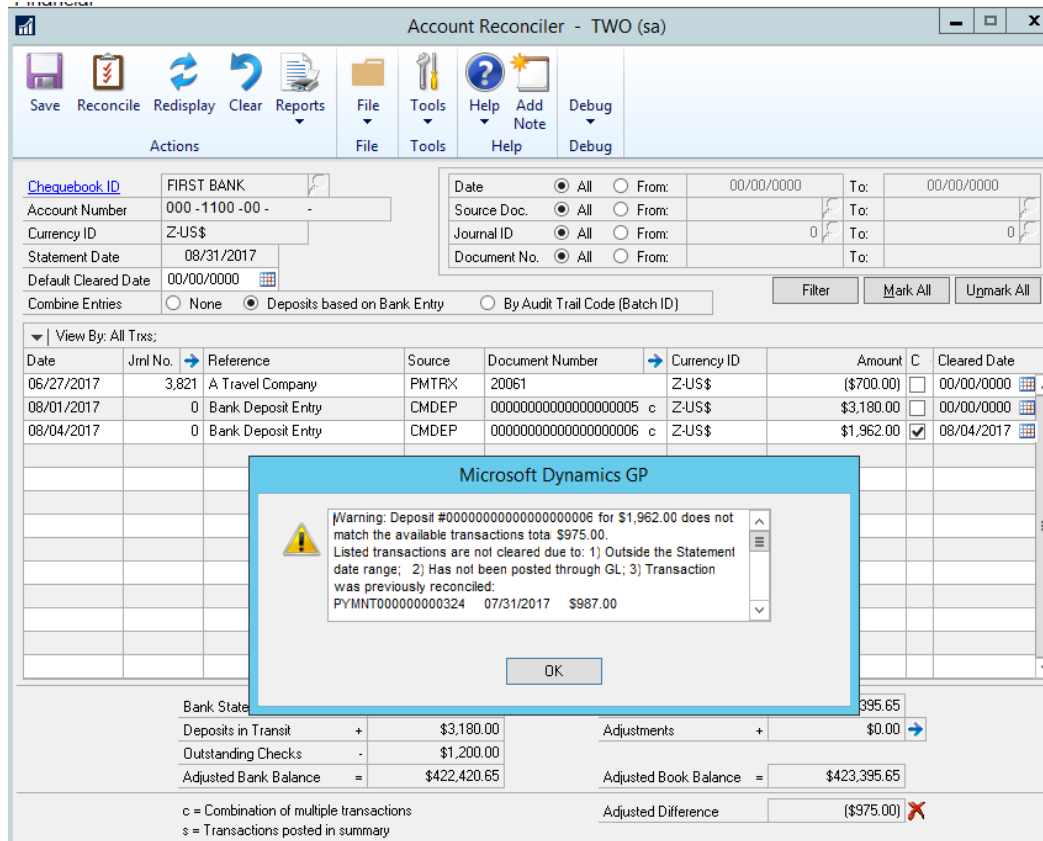
1. Fixed issues with GL transactions failing to remain cleared.

Issue observed when GL transaction contained multiple distributions to the same and multiple Checkbook accounts. Should the user flag the transaction as cleared it failed to retain the clear flag when the checkbook was saved. This issue is now resolved.

Build 16.012 – Sept 15, 2017

Enhancements

1. **Improved Validation when clearing Deposit slip in Combine view of Deposits.**
Should a transaction in the Deposit Slip have previously been reconciled or is out of the Statement Date Range for the Checkbook then user will receive a validation message advising them that listed Transactions have not been cleared as they:
 - a. Are outside the Statement Date range
 - b. Transaction was previously Reconciled.



The screenshot shows the 'Account Reconciler - TWO (sa)' window. The 'Combine Entries' section is set to 'Deposits based on Bank Entry'. A warning dialog box from Microsoft Dynamics GP is displayed, stating: 'Warning: Deposit #00000000000000000006 for \$1,962.00 does not match the available transactions total \$975.00. Listed transactions are not cleared due to: 1) Outside the Statement date range; 2) Has not been posted through GL; 3) Transaction was previously reconciled: PYMNT000000000324 07/31/2017 \$987.00'. The dialog box has an 'OK' button.

Date	Jrnl No.	Reference	Source	Document Number	Currency ID	Amount	C	Cleared Date
06/27/2017	3,821	A Travel Company	PMTRX	20061	Z-US\$	(\$700.00)		00/00/0000
08/01/2017	0	Bank Deposit Entry	CMDEP	00000000000000000005	Z-US\$	\$3,180.00		00/00/0000
08/04/2017	0	Bank Deposit Entry	CMDEP	00000000000000000006	Z-US\$	\$1,962.00	✓	08/04/2017

Bank Statement		395.65		
Deposits in Transit	+	\$3,180.00	Adjustments	+
Outstanding Checks	-	\$1,200.00		
Adjusted Bank Balance	=	\$422,420.65	Adjusted Book Balance	=
				\$423,395.65
c = Combination of multiple transactions		Adjusted Difference		
s = Transactions posted in summary		(\$975.00) ✗		

Resolved Issues

- 1. Fixed issues with Clear Date warning appearing when Closing Account Reconcile Window.**
Issue observed that warning message appeared for cleared date if user closes window without saving changes. Issue is now resolved.
- 2. Resolved problem with Voided side of Transaction not being Filtered out in Combined View by Bank Deposit.**
Problem was observed that if user added a Voided Transaction to a Bank Deposit that the Voided transaction was not being filtered out of the Account Reconciler window when selecting the Combine view option of Bank Deposit. This has since been resolved.
- 3. Resolved Verbiage issue in Account Reconciler setup window.**
Verbiage issue noticed on Account Reconciler Setup window for Default Combine Entries Section. Relabeled "Deposits in Transit Report" radio option to be "Deposits based on Bank Entry".
- 4. Fixed Problem with Average Days to Clear Analysis menu being hidden.**
Problem was observed where menu item would be missing if user only had Account Reconciler Registered. Issue now resolved.

Build 16.011 – July 18, 2017

Resolved Issues

- 1. Fixed issues with Table Permissions being removed.**
Issue was observed where table permissions to the Encore Tables was being removed when running Table Conversion for multiple company Db. This has since been resolved ensuring table permissions accurately set.

Build 16.010 – June 08, 2017

Resolved Issues

- 1. Fixed issues with Void Open Payments and Void Historical Payments window.**
Issue was observed where transactions in the displayed in the Void Open Payments and Void Historical Payments window were not displaying the correct Reconciled status of the transaction. This is now fixed. Should transaction be flagged as Cleared in the Account Reconciler window or if the transaction has been reconciled using Account Reconciler it will display the value Yes for the Reconciled column in these windows.
- 2. Resolved problem with Transactions failing to be saved as Cleared.**
Problem was observed where transactions were flagged as cleared and the checkbook saved when you re-accessed the checkbook these transactions failed to retain the Clear Checkbox selection. This issue is not resolved.
- 3. Fixed problem with Reconcile Report failing to group properly.**
Problem noticed when printing the Reconcile report the transactions failed to group appropriately. This is now resolved.

Build 16.009 – April 24, 2017

Resolved Issues

1. Fixed issues with Zooming into Journal Entry inquiry from Combine Document zoom.

Issue was observed that should user have Combine entries selected and they zoom into a journal Entry that no data was being displayed in the GL inquiry. Issue was caused by the transaction date was not the same as the combined date. This is now resolved.

2. Fixed issues with clear flag failing to be retained as flagged when saving checkbook when in Combine Deposit selected.

Issue observed where deposit slip failed to remain as cleared when saving checkbook. This issue is now resolved.

3. Fixed issue where second half of transaction missing in account reconciler window when Bank receipt was posted from the checkbook to the checkbook.

Issue was observed that if bank receipt was for both a debit and credit to the same checkbook then combined in a bank deposit the second half failed to appear in the checkbook in account reconciler when combine entries selected for deposits. This is now resolved.

4. Fixed issues in Combine entries by deposit for Cash Receipts.

Problem noticed when Cash receipt had a check number associated to it and it was then associated to a bank deposit when user had combine view for deposit the cash receipt would appear as part of the cash receipt and as a lone transaction in the window. This is now resolved, and the Cash receipt will only appear as part of the deposit in combine view by Deposits.

5. Fixed issue with Print Selected reports option printing incorrect values for Adjustment report.

Problem occurred when both Detail report and Adjustment report were being printed as part of the Print Selected. Adjustment report was printing the data from the Detail report as the temp table failed to update accordingly. Issue is now resolved.

6. Resolved issue with BAI2 format when importing bank file using Auto Reconciler.

Should information row 88 exceed 155 characters then it failed to import file correctly into the Auto Reconciler window. This issue has since been fixed. Imported line will also now display the correct transaction date from the bank file. Issue noticed that should BAI file contain multiple accounts and multiple transaction dates for the same account. The transaction line being imported would default to the first transaction date for the account listed in the file rather than the correct transaction date for the line item as shown in the file. This is now resolved.

7. Fixed problem with Doc number zoom opening incorrect window.

Issue required that user select transaction while in Combined view of None then switched to a Combine view and immediately selecting the Document zoom without selecting a transaction. Users will now be prompted to select a transaction.

8. Resolved issues with Combine entries by deposit for Cash Payments not appearing in Account Reconciler.

Issue observed that Cash Payments that were assigned to a bank deposit failed to appear in the Account Reconciler window. This issue caused by the payments

having a check number associated to it. The problem is now resolved and the Cash Payment will now appear appropriately as assigned to a deposit slip.

Build 16.008 – Feb 24, 2017

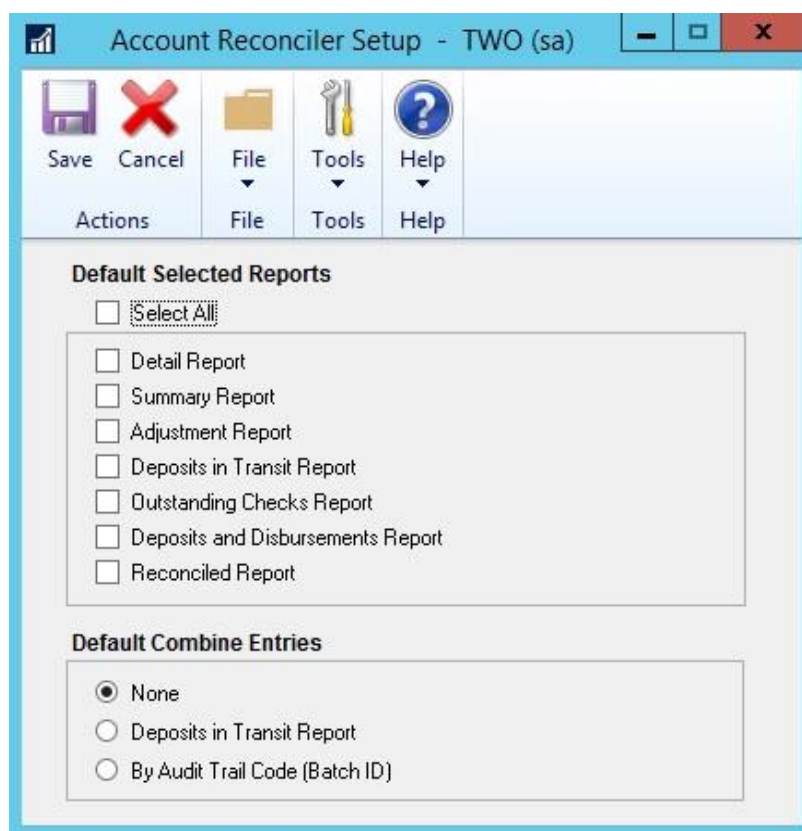
Enhancements

1. New Account Reconciler Setup window.

A new Account Reconciler Setup window has been created. This setup window is optional and not required setup. The setup window allows you to:

- A. Set which reports are selected by default when Reconciling and for a new "Print Selected" reports option.
- B. Set the default for the Combine Entry radio button option when opening the Account Reconciler window.

Upon installation the setup window will by default have no reports selected. However, if the setup is not completed the new Account Reconciler Selected reports option will default as all reports are selected.

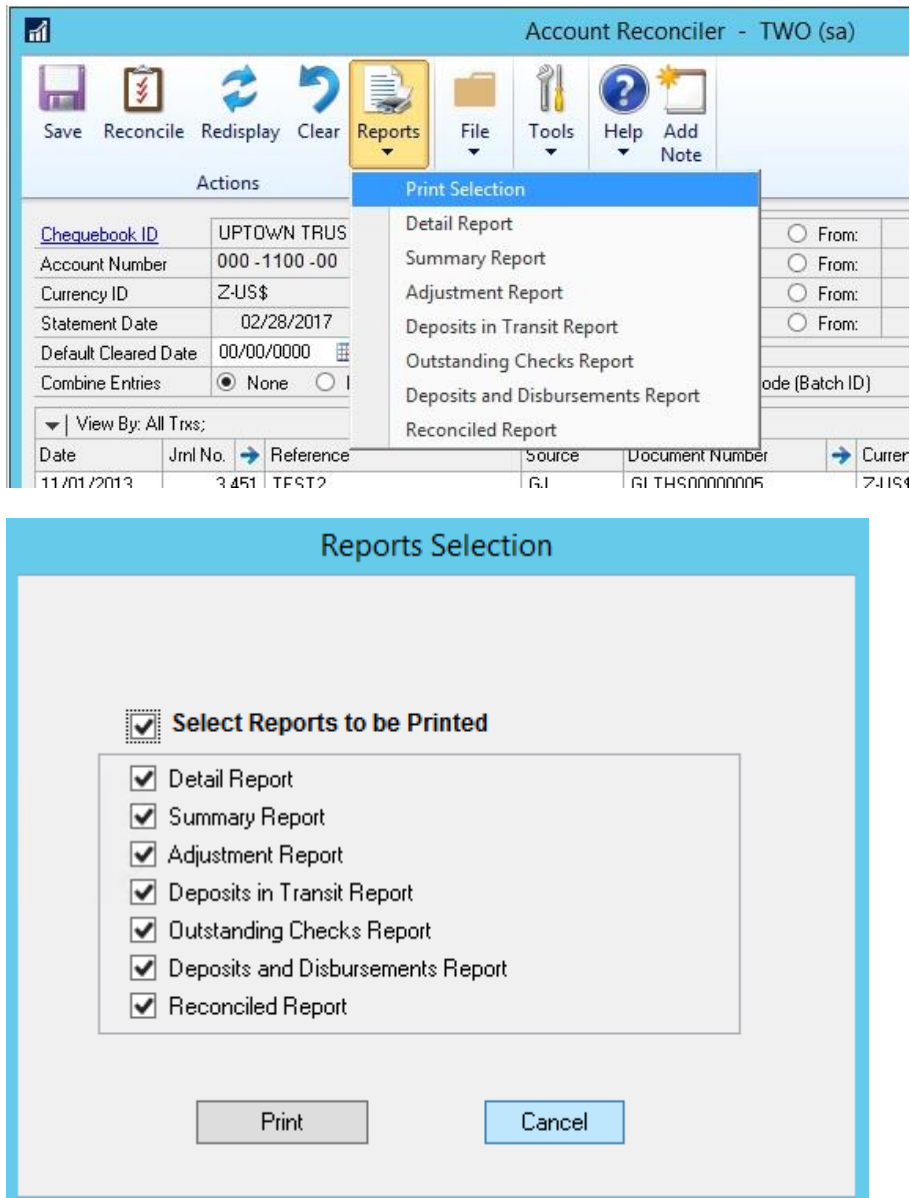


2. New Print Selection Report Option for Account Reconciler window.

This is a new reporting option which will allow you to print multiple reports concurrently.

When selected, the system will open the Reports Selection window. The reports are marked by default to Print as per the corresponding setting in the Account Reconciler

Setup window. All reports will be marked if Setup has not been completed. You can manually select / deselect a report to be printed from this window. Press the Print button and the reports will then print one at a time for all selected reports.

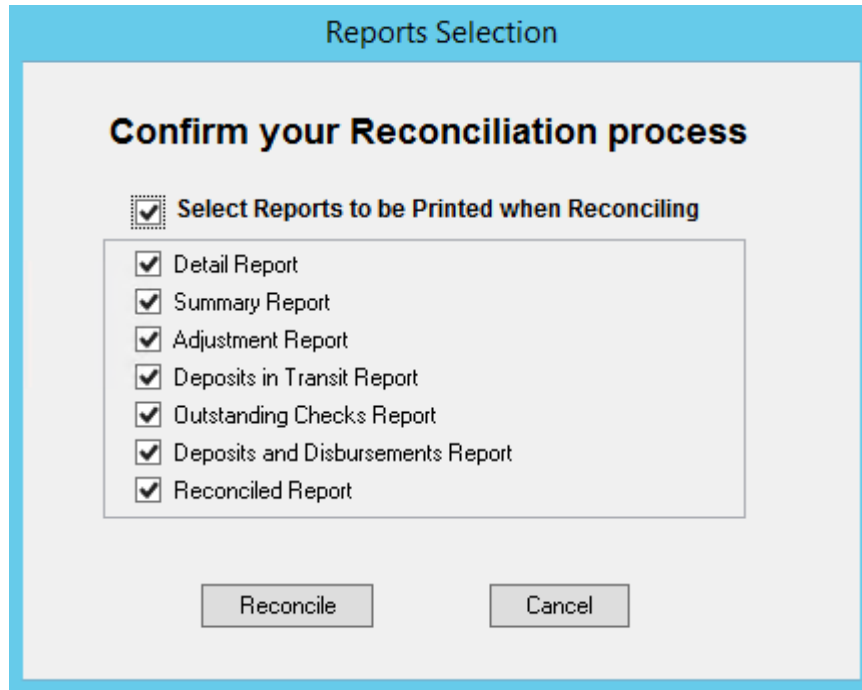


3. Improved confirmation when Reconciling a checkbook for Printing report options.

When users click Reconcile in the Account Reconciler window, the system will now open the Reports Selection window to ask (remind) users of reports that they want to print. The reports are marked by default to print as per corresponding setting in the Account Reconciler Setup window. All reports will be marked if Setup has not been completed. You can also select / deselect which reports to automatically print when you select Reconcile.

Once you press Reconcile each of the selected reports will print one at a time concurrently. Once the final report is printed you will receive a confirmation to complete the Reconcile. Select Cancel to return back to account rec window or select Complete Reconcile to complete the reconciliation of the checkbook.

Should no reports be selected in the Confirm your Reconciliation process reports selection window then you will not receive the second pop up.



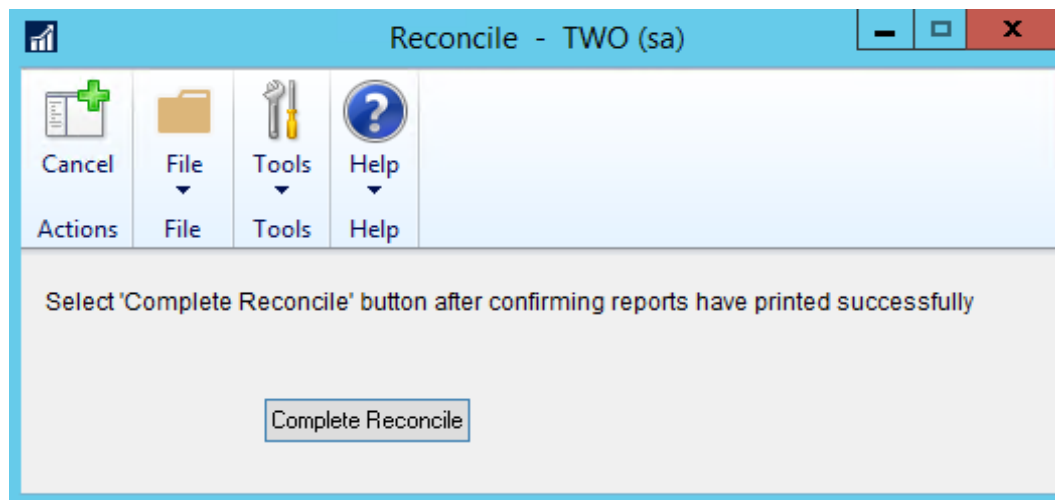
Reports Selection

Confirm your Reconciliation process

☒ **Select Reports to be Printed when Reconciling**

- ☒ Detail Report
- ☒ Summary Report
- ☒ Adjustment Report
- ☒ Deposits in Transit Report
- ☒ Outstanding Checks Report
- ☒ Deposits and Disbursements Report
- ☒ Reconciled Report

Reconcile Cancel



Reconcile - TWO (sa)

Cancel File Tools Help

Actions File Tools Help

Select 'Complete Reconcile' button after confirming reports have printed successfully

Complete Reconcile

4. Redesigned Account Reconciler Reset Utility.

The Account Reconciler Reset Utility has been redesigned for a simpler workflow and ease of use.

When you access the window you will still select the checkbook you wish to use the Utility for; however, the work flow has been redesigned. Rather than filtering the scrolling window to display only the transactions that you want to 'Reset', and then selecting an Action to perform. You will now first need to select the action you wish to perform and then filter and select the transactions you wish to perform this action for.

When you initially open the Account Reconciler Reset utility window, the option Remove Account Rec Transactions is selected in the Action to Perform section. This section displays the 3 options on the action you wish to perform which are:

- A. **Remove Account Rec transactions:** This option is used to clear or remove transactions from the Account Reconciler window. Once selected the transactions displayed in the scrolling window will only be transactions that currently exist in the Account Reconciler window for the selected checkbook. You can apply filters to this list to reduce the transactions listed.
- B. **Reset Account Rec transactions:** This option is used to remove the transactions from the Account rec window and reset the transactions at the GL level so they will be re-picked up by the Account Reconciler window to be reconciled again. Once selected the transactions displayed in the scrolling window will only be transactions that currently exist in the Account Reconciler window for the selected checkbook. You can apply filters to this list to reduce the transactions listed.
- C. **Add GL transactions to Account Rec:** This option is used to manually add transactions back into the Account Reconciler window. Once selected you have the option of choosing where to obtain the Transactions by selecting the Open (Open table GL20000) and / or History (History table GL30000). You have a sub option to exclude transactions that already exist in the Account Reconcile window.

Once you have the action selected you will need to press the Apply Filter Option to ensure the list in the scrolling window is refreshed with the most recent data.

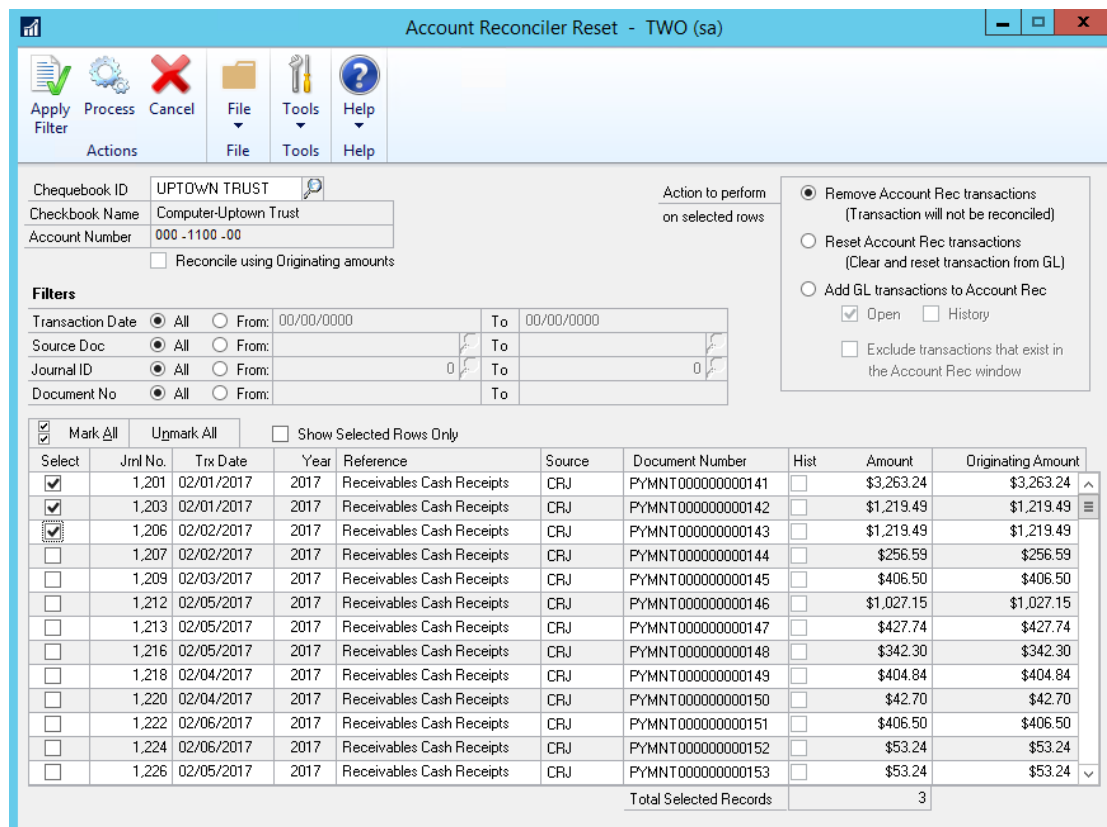
You can use the range filter options to limit which transactions are displayed. The range Limit options are:

- **Transaction Date**
- **Source Doc** (Source document type)
- **Journal ID**
- **Document No**

Once you set a range, you need to press apply filters to reload the transactions in the scrolling window based on the filters set.

Only transactions that are marked as selected will be affected when the Process button is clicked. You can check the option "Show Selected Rows Only" for a quick review of the transaction you will be processing.

Once you have your transactions selected press the Process button to complete the action selected.



Select	Jnl No.	Trx Date	Year	Reference	Source	Document Number	Hist	Amount	Originating Amount
<input checked="" type="checkbox"/>	1,201	02/01/2017	2017	Receivables Cash Receipts	CRJ	PYMNT000000000141	<input type="checkbox"/>	\$3,263.24	\$3,263.24
<input checked="" type="checkbox"/>	1,203	02/01/2017	2017	Receivables Cash Receipts	CRJ	PYMNT000000000142	<input type="checkbox"/>	\$1,219.49	\$1,219.49
<input checked="" type="checkbox"/>	1,206	02/02/2017	2017	Receivables Cash Receipts	CRJ	PYMNT000000000143	<input type="checkbox"/>	\$1,219.49	\$1,219.49
<input type="checkbox"/>	1,207	02/02/2017	2017	Receivables Cash Receipts	CRJ	PYMNT000000000144	<input type="checkbox"/>	\$256.59	\$256.59
<input type="checkbox"/>	1,209	02/03/2017	2017	Receivables Cash Receipts	CRJ	PYMNT000000000145	<input type="checkbox"/>	\$406.50	\$406.50
<input type="checkbox"/>	1,212	02/05/2017	2017	Receivables Cash Receipts	CRJ	PYMNT000000000146	<input type="checkbox"/>	\$1,027.15	\$1,027.15
<input type="checkbox"/>	1,213	02/05/2017	2017	Receivables Cash Receipts	CRJ	PYMNT000000000147	<input type="checkbox"/>	\$427.74	\$427.74
<input type="checkbox"/>	1,216	02/05/2017	2017	Receivables Cash Receipts	CRJ	PYMNT000000000148	<input type="checkbox"/>	\$342.30	\$342.30
<input type="checkbox"/>	1,218	02/04/2017	2017	Receivables Cash Receipts	CRJ	PYMNT000000000149	<input type="checkbox"/>	\$404.84	\$404.84
<input type="checkbox"/>	1,220	02/04/2017	2017	Receivables Cash Receipts	CRJ	PYMNT000000000150	<input type="checkbox"/>	\$42.70	\$42.70
<input type="checkbox"/>	1,222	02/06/2017	2017	Receivables Cash Receipts	CRJ	PYMNT000000000151	<input type="checkbox"/>	\$406.50	\$406.50
<input type="checkbox"/>	1,224	02/06/2017	2017	Receivables Cash Receipts	CRJ	PYMNT000000000152	<input type="checkbox"/>	\$53.24	\$53.24
<input type="checkbox"/>	1,226	02/05/2017	2017	Receivables Cash Receipts	CRJ	PYMNT000000000153	<input type="checkbox"/>	\$53.24	\$53.24
Total Selected Records								3	

Resolved Issues

1. Fixed issues with Table Maintenance.

Issue was observed for initial install should user run Table maintenance only to create default security tasks it was causing a failure due to table EBSPProdVersion not existing. This has since been resolved.

Build 16.007 – Dec 22, 2016

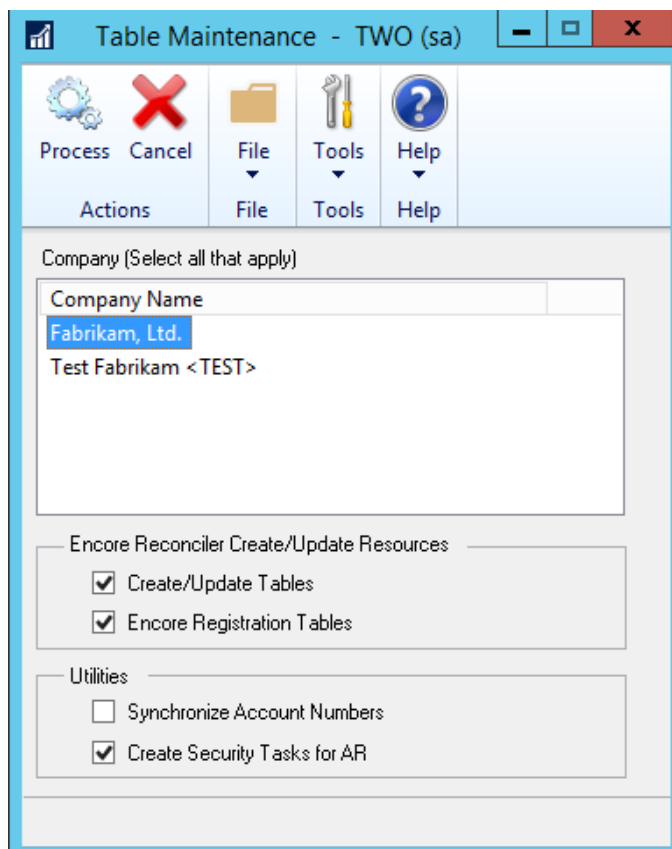
Enhancements

1. Improved Table Maintenance for Multiple Company's.

The table maintenance window has been improved to allow the users to select multiple companies and to complete Encore Product registration for multiple companies.

The Encore Registration table conversion process would normally occur automatically when the "sa" user logs into the company Db. With this update you can now complete this process for all selected companies automatically which will vastly reduce installation time when upgrading to a build containing a new Encore Product Registration window version and for initial installation when there are many company Db's.

With the New Table Maintenance window, you would use the CTRL + Shift keys to select multiple companies. When you select process the Table maintenance will occur concurrently for each company Db. If you have the new option Encore Registration Tables checked it will also automatically complete the Encore Product Registration window table maintenance for the selected companies.



Resolved Issues

1. Fixed issues with zooming into Journal Entry inquiry window.

Issue was observed when zooming into journal inquiry window for transaction. Inquiry window would open without journal entry details. This issue has since been resolved.

Build 16.006 – Nov 29, 2016

Resolved Issues

1. Fixed label issue on Match Payments in Auto Reconciler setup window.

Label corrected to be "Enable Secondary Pass" under Match Payments By.

Build 16.005 – Sept 16, 2016

Resolved Issues

1. Fixed issue with Multiple Users on Account Reconciler window.

Issue noticed with Account reconciler when Multiple Users were accessing multiple checkbooks at the same time. Users may receive the error "Transaction was deleted by another user" when selecting Clear on a transaction. Issue was caused by Account reconciler refreshing table when another user accesses a checkbook in account reconciler. This issue has since been resolved so that refresh on table only occurs on the checkbook selected.

2. Fixed issue with incorrect amounts displaying Account rec window.

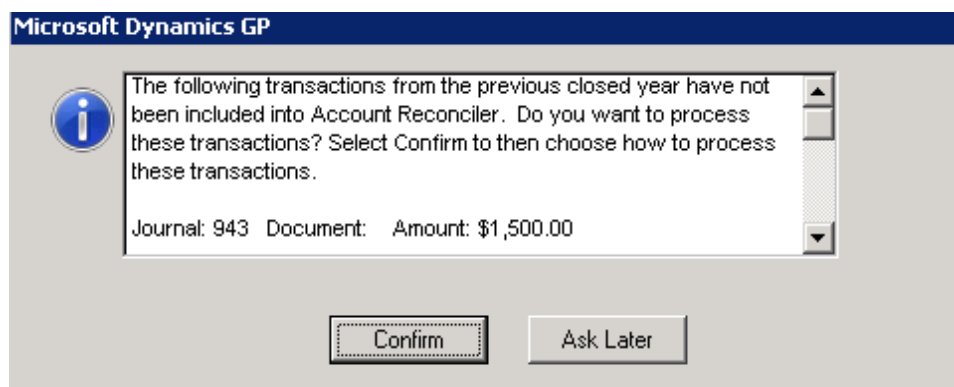
Issue was observed with incorrect amount displaying in Deposits in Transit and Outstanding Checks on account rec window when accessing the checkbook. Amount being displayed is 0.00 instead of the sum of deposits and checks that are not flagged as cleared. Issue has since been resolved.

Build 16.004 – Sept 12, 2016

Enhancements

1. Added Notify of Historical Transactions for Account Reconciler.

This new feature for Account Reconciler will identify Historical Transactions from the previous fiscal year that have not been reconciled. When accessing the Account Reconciler window for the selected checkbook users will receive the following popup identifying historical transactions.

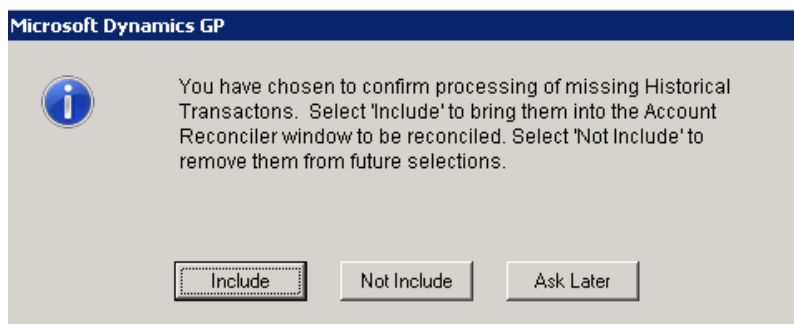


Should you receive this notification it is recommended to copy the message in the scrolling window, so you retain a copy of the Journal id's for future review.

A. Choose between the following actions should you wish to resolve the transaction now or later:

- **Ask Later** - This will close the notification window. Selecting redisplay or re-opening account reconciler to the checkbook will repopulate the message.
- **Confirm** - This action will redirect you to the confirmation notification to choose how to resolve the historical transaction.

B. Should you Choose Confirm you will receive the Confirm Notification to choose how to resolve the historical transaction.



From this Notification you can choose how to resolve the transaction. Select one of the following options:

- **Include** - Selecting this option will pull in the transaction into the Account reconciler window so you can reconcile the transaction. This will flag the Transaction in the GP historical table that it has been pulled into the Account Reconciler window.
- **Not Include** - This option will NOT pull the transaction into the Account Reconciler window. The transaction will be flagged in the GP historical table to signify that it has been cleared. This will prevent the transaction from being seen as a missing historical transaction automatically by Account Reconciler.
- **Ask Later** - This will close the Confirmation notification window. The Transaction will not be pulled into the Account Reconciler window. Should a user select Redisplay or close then re-open the checkbook in Account reconciler they will receive the Historical validation to choose how to resolve the transaction.

Resolved Issues

1. **Fixed issue with Label in Auto Reconciler Setup window.**
Corrected grammar error on Reconciliation label
2. **Resolved issues with Account Reconciler Resync.**
Issue was noticed with this procedure causing errors in Account reconciler when checkbook segment exceeded 32767. Issue has since been resolved.
3. **Fixed Problem with Deposits based on Bank Entry selection.**
If user has posted a bank receipt of cash or credit card and created a bank deposit entry for the receipt, then when selecting this option in account rec both the bank deposit and the originating transaction appear. This issue has since been resolved.

Build 16.003 – Aug 22, 2016

Resolved Issues

1. **Fixed issue with Deposits based on Bank Entry.**
Issue observed with this new feature failing to combine deposits based on Bank Entry. Issue is now resolved.

Build 16.002 – Aug 03, 2016

Resolved Issues

1. **Fixed issue with Label in Auto Reconciler Setup window.**
Corrected grammar error on Tolerance label
2. **Resolved problem with Auto Reconciler Setup window disappearing.**
Issue observed with Auto Reconciler window dis-appearing after setup is completed. This issue was caused by auto hide procedure to hide menu item when the registration keys were not entered for the module. This has since been resolved so that the menu item will always appear.
3. **Fixed problem with Account Reconciler Reset Utility Delete row option**
Issue observed with Account Reconciler Reset Utility, that when user had a JL id that had multiple rows if they selected any row to delete from the scrolling window it would remove the first entry instead of the entry selected. Issue has since been resolved.

Build 16.001 – June 24, 2015

Enhancements

2. **Creation of Account Reconciler / Auto Reconciler for GP2016.**
Rolled up changed from GP 2013 Build 14.003.

Additional Product Support Resources

Access the latest Product Builds: <http://www.encorebusiness.com/solutions/#microsoft-dynamics-add-ons>

Request registration keys: regkeys@encorebusiness.com

Visit our Auto / Account Reconciler product page [here](#) on our website to access:

- User Manuals, click on the Resources Option
- Product demos, click on the Resources Option

Product Support:

Email: Support@encorebusiness.com

Phone: 1.888.898.4330

Online submission form: <http://www.encorebusiness.com/support/encore-apps/>

Support Request Tip:

To assist in expediting the review of any issues please ensure that the following information is provided with a support request:

- What product is the support inquiry for?
- What Version of GP is used?
- What is the build number installed for the product?
 - (this can be found by logging into GP as SA and going to Microsoft Dynamics GP > Tools > support > system > Encore product registration Once there locate the product from the list and the Build number would be listed on the right-hand side under Version)